

REVENUE REPORT

JOHN WAYNE AIRPORT
ORANGE COUNTY



2021-2022



JOHN WAYNE AIRPORT ORANGE COUNTY

REPORT OVERVIEW

This report summarizes revenue from John Wayne Airport (Airport) operations for Fiscal Year (FY) 2021-2022. Revenue from operations for FY 2020-2021 is also included for comparative purposes. Operational revenue consists of revenue from commercial and commuter airlines, all cargo air service, parking, general aviation, concessionaires and rental car agencies. Non-operational revenue such as interest income, grant funding, and passenger facility charges is not included.

The Airport's operational revenue for FY 2021-22 increased 43.40% from the prior year as a result of the continued passenger recovery from the COVID-19 pandemic. The change is also attributable to an increase in revenue from parking, commercial airlines, ground transportation, and fixed-base operators, partially offset by a decrease in revenue from hangars, County hangars & tiedowns, and advertising.

The COVID-19 pandemic affected the Airport's operating revenue as well as tenants' business activity dramatically. In FY 2019-20, the Airport approved to defer some tenants' March 1, 2020 through September 30, 2020 Terminal rent or Minimum Annual Guarantee (MAG) rent. In FY 2020-21, the Airport also approved to abate some tenants' June 1, 2021 through September 30, 2021 MAG or percent rent. Each of these tenants' report page is noted.

This report was prepared on the accrual basis of accounting, unless otherwise noted. Revenue is recognized when earned. The revenue reported is based on actual revenue earned for the fiscal year, whereas the revenue reported in the audited financial statements includes accrual estimates and adjustments to lease revenue in connection with the implementation of Governmental Accounting Standards Board (GASB) Statement No. 87, "Leases."

TABLE OF CONTENTS

TABLE OF CONTENTS



TABLE OF CONTENTS

	Page Number
1. Airport Revenue Summary	
Summary Graph	1-1
Summary Schedule	1-2
2. Advertising	
Summary Graph	2-1
Summary Schedule	2-2
Lamar Airport Advertising Co.	2-3
SecurityPoint Media, LLC	2-4
3. Airline Related Services	
Summary Graph	3-1
Summary Schedule	3-2
ABM Janitorial Services	3-3
Aircraft Service International, Inc.	3-4
Airport Terminal Services	3-5
Baggage Express	3-6
DAL Global Services, LLC	3-7
G2 Secure Staff	3-8
Gate Gourmet, Inc.	3-9
Jett Pro Line Maintenance	3-10
Roadie, Inc.	3-11
SCIS Air Security Corporation	3-12
Sierra Aviation Group	3-13
SNAFuel, Inc.	3-14
US Aviation Services Corp.	3-15
4. All Cargo Air Service	
Summary Graph	4-1
Summary Schedule	4-2
Federal Express Corporation	4-3
United Parcel Service Co.	4-4
5. Commercial Airlines	
Summary Graph	5-1
Summary Schedule	5-2
Air Canada	5-3
Alaska Airlines, Inc.	5-4
Allegiant Air, LLC	5-5
American Airlines, Inc.	5-6
Delta Air Lines	5-7
Frontier Airlines, Inc.	5-8
Horizon Air Industries, Inc.	5-9
Skywest Airlines, Inc. (Commercial)	5-10
Southwest Airlines Co.	5-11
Spirit Airlines, Inc.	5-12

Sun Country, Inc. dba Sun Country Airlines	5-13
United Airlines, Inc.	5-14
WestJet, an Alberta Partnership	5-15
6. Commuter Airlines	
Summary Graph	6-1
Summary Schedule	6-2
Delux Public Charter, LLC dba JetSuiteX Air	6-3
Skywest Airlines, Inc. (Commuter)	6-4
7. County Hangars and Tiedowns	
Summary Graph	7-1
Summary Schedule	7-2
8. Fixed-Base Operators (FBO)	
Summary Graph	8-1
Summary Schedule	8-2
Aviation Consultants, Inc. dba ACI Jet (Old Lease)	8-3
Aviation Consultants, Inc. dba ACI Jet (New Lease)	8-4
Clay Lacy Aviation, Inc.	8-5
Jay's Aircraft Maintenance	8-6
Jay's Air Center, LLC	8-7
Martin Aviation, LP	8-8
Newport FBO Two, LLC dba Atlantic Aviation	8-9
9. Food and Beverage	
Summary Graph	9-1
Summary Schedule	9-2
Asfour Family Corporation dba Subway	9-3
Bambuza OC Ventures, LLC	
dba The Coffee Bean & Tea Leaf (Terminal A)	9-4
Bambuza OC Ventures, LLC	
dba The Coffee Bean & Tea Leaf (Terminal A)	9-5
Bambuza OC Ventures, LLC	
dba The Coffee Bean & Tea Leaf (Terminal A)	9-6
CKE Restaurants, Inc. dba Carl's Jr.	9-7
Fly Away Foods, LLC (Jamba Juice)	9-8
Fly Away Foods, LLC (OC Pizza)	9-9
Fly Away Foods, LLC (QDOBA)	9-10
Hojeij Branded Foods, LLC (Vino Volo)	9-11
Host International, Inc.	9-12
McDonald's USA, LLC	9-13
10. Gifts, News, Sundries, and Specialty	
Summary Graph	10-1
Summary Schedule	10-2
John Wayne NG-AC JV (The Hudson Group)	10-3
Paradies - OC, LLC	10-4

11. Golf Course	
Summary Graph	11-1
Newport Beach Golf Course, LLC	11-2
12. Ground Transportation	
Summary Graph	12-1
Summary Schedule	12-2
Cabco Yellow, Inc.	12-3
Shuttle/Commercial Vehicle Operators	12-4
Transportation Network Company (TNC) Operators	12-5
13. Hangars	
Summary Graph	13-1
Summary Schedule	13-2
Aviation Consultants, Inc. dba ACI Jet	13-3
Executive Hangars	13-4
McHone South Coast Associates	13-5
14. In-Flight Food Service	
Summary Graph	14-1
Sky Chefs, Inc.	14-2
15. Parking	
Summary Graph	15-1
Summary Schedule	15-2
Parking Facilities Operation (LAZ Parking California, LLC)	15-3
Valet Parking (LAZ Parking California, LLC)	15-4
16. Rental Car Concessions	
<i>On-Airport:</i>	
Summary Graph	16-1
Summary Schedule	16-2
Avis Budget Car Rental, LLC dba Avis	16-3
Avis Budget Car Rental, LLC dba Budget	16-4
Enterprise Rent-A-Car Company of Los Angeles, LLC dba Alamo Rent A Car	16-5
Enterprise Rent-A-Car Company of Los Angeles, LLC dba Enterprise Rent-A-Car	16-6
Enterprise Rent-A-Car Company of Los Angeles, LLC dba National Car Rental	16-7
The Hertz Corporation dba Dollar Rent A Car	16-8
The Hertz Corporation dba Hertz	16-9
The Hertz Corporation dba Hertz (Operating as Thrifty Car Rental)	16-10

Off-Airport:

Summary Graph	16-11
Summary Schedule	16-12
3MP Enterprise, Inc. dba U-Save Car & Truck Rental	16-13
DTG Operations, Inc. dba Thrifty Car Rental	16-14
Fox Rent A Car, Inc.	16-15
Gitibin & Associates, Inc. dba Go Rentals	16-16
Los Angeles Van Rentals, Inc. dba Orange County Van Rental	16-17
OC Pacific Enterprise, Inc. dba Stop Then Go Rent A Car	16-18
Sasha Management, Inc. dba SNA Auto Rental	16-19
Silvercar, Inc.	16-20
Socal Van Rental, Inc. dba United Van Rentals	16-21
UR Enterprises, Inc. dba United Auto Rental, Inc.	16-22

17. Wash and Wax

Summary Graph	17-1
Summary Schedule	17-2
Advanced Detail	17-3
American Aircraft Maintenance, Inc.	17-4
Boom Aviation, Inc.	17-5
Immaculate Flight, LLC	17-6
Martin Aviation	17-7
Red Carpet Aviation, LLC	17-8

18. Miscellaneous

Summary Graph	18-1
Summary Schedule	18-2
AOG Jet Support, Inc.	18-3
California Aero Marketing, LLC	18-4
Concourse Communications Group	18-5
Exelis, Inc.	18-6
Harmic Air, Inc.	18-7
Idemia Identity & Security USA, LLC	18-8
Oncall Corporate Jet Repair, Inc.	18-9
Orange County Chapter of the American Institute of Architects, A California Corporation	18-10
Perimeter Fence Access Fees	18-11
Rich Multimedia Technologies	18-12
SchoolsFirst Federal Credit Union	18-13
Smarte Carte	18-14
Socal Jet Services, Inc.	18-15
Transportation Security Administration	18-16

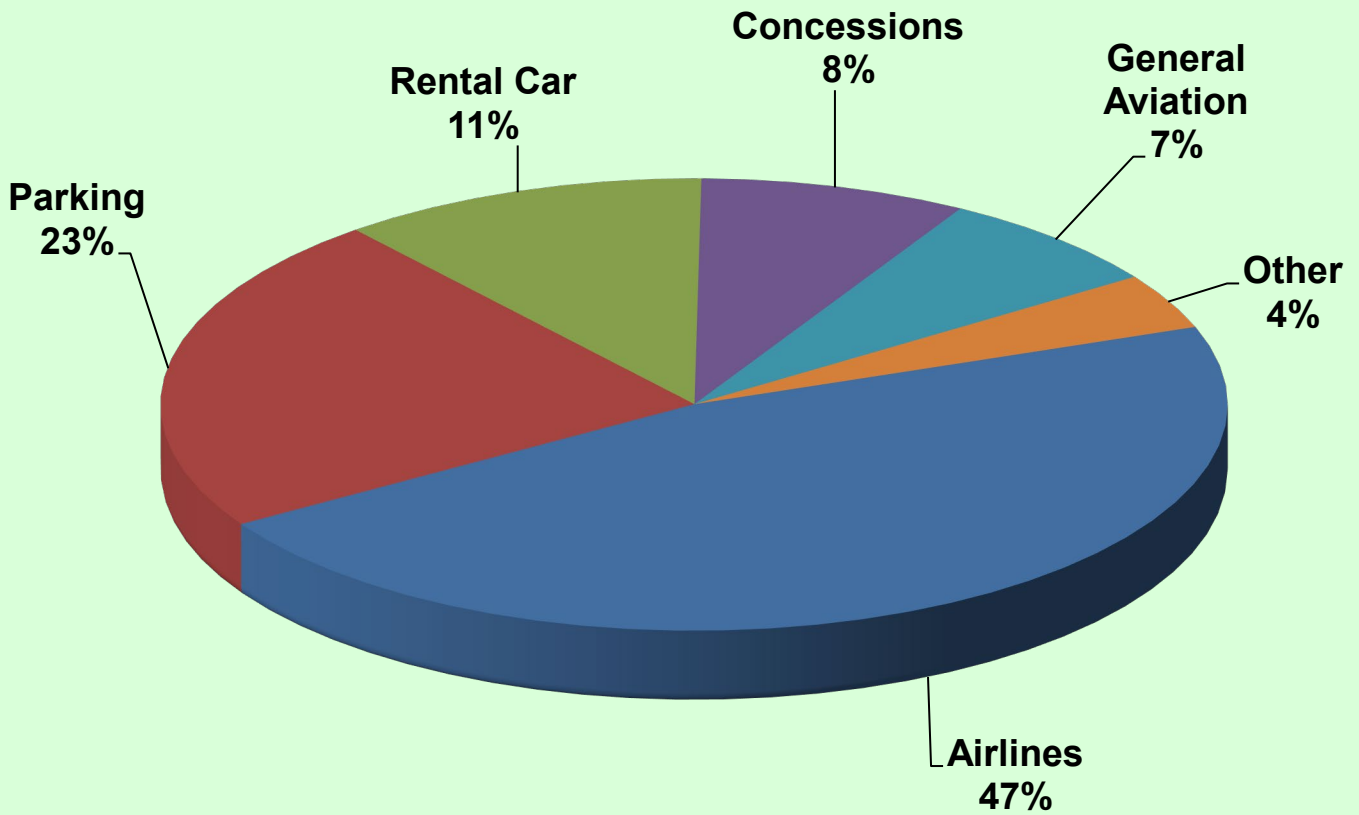
AIRPORT REVENUE SUMMARY

AIRPORT REVENUE
SUMMARY



FY 2021-2022 Revenue

JOHN WAYNE AIRPORT ORANGE COUNTY



JOHN WAYNE AIRPORT
ORANGE COUNTY
REVENUE SUMMARY FOR FY 2021-2022

CATEGORY	2021-2022 REVENUE (a)	2020-2021 REVENUE (b)	% CHANGE
ADVERTISING	\$ 1,176,239	\$ 1,364,510	-13.80%
AIRLINE RELATED SERVICES	2,160,555	1,301,278	66.03%
ALL CARGO AIR SERVICE	1,029,833	856,907	20.18%
COMMERCIAL AIRLINES	65,013,131	49,073,814	32.48%
COMMUTER AIRLINES	572,231	506,098	13.07%
COUNTY HANGARS & TIEDOWNS (c)	(402)	258,270	-100.16%
FIXED-BASE OPERATORS	10,202,666	7,544,564	35.23%
FOOD AND BEVERAGE	4,839,686	4,403,562	9.90%
GIFTS, NEWS, SUNDRIES, & SPECIALTY	2,443,251	2,552,685	-4.29%
GOLF COURSE	263,129	274,173	-4.03%
GROUND TRANSPORTATION	5,082,730	1,758,906	188.97%
HANGARS (d)	-	762,857	-100.00%
IN-FLIGHT FOOD SERVICE	541,901	84,825	538.85%
PARKING	32,725,522	14,169,457	130.96%
RENTAL CAR - ON AIRPORT	15,481,966	13,634,165	13.55%
RENTAL CAR - OFF AIRPORT	463,957	278,922	66.34%
WASH AND WAX	157,550	139,456	12.97%
MISCELLANEOUS	592,136	581,692	1.80%
TOTALS	\$ 142,746,081	\$ 99,546,141	43.40%

NOTE:

a - The revenue reported is based on actual revenue earned for the fiscal year, whereas the revenue reported in the audited financial statements includes estimates.

b - Includes adjustments to revenues reported in the 2019-2020 Revenue Report. See pages 9-3, 9-7, 9-11, 10-3, 18-5, and 18-12.

c - County hangar and tiedown leases terminated December 31, 2020. Includes refunds for overpayment of rent.

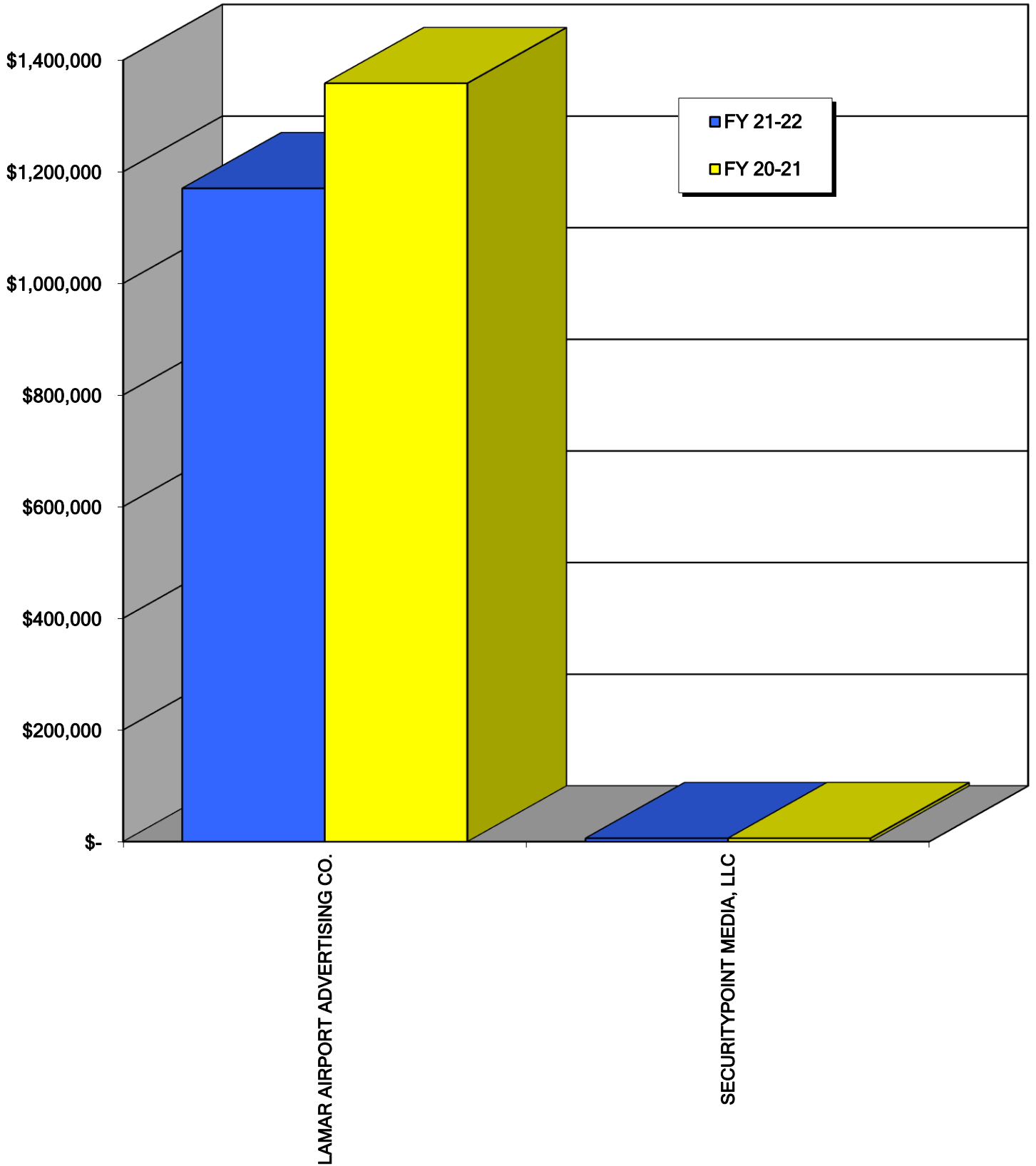
d - Hangar leases terminated December 31, 2020.

ADVERTISING

ADVERTISING



ADVERTISING SUMMARY



ADVERTISING SUMMARY FOR FY 2021-2022

LICENSEE/LESSEE	LATE /		21-22	20-21	% CHANGE
	REVENUE	PENALTY	TOTAL	TOTAL	
	REVENUE	FEEES	REVENUE	REVENUE	
LAMAR AIRPORT ADVERTISING CO.	\$ 1,170,239	\$ -	\$ 1,170,239	\$ 1,358,510	-13.86%
SECURITYPOINT MEDIA, LLC	6,000	-	6,000	6,000	0.00%
TOTALS	\$ 1,176,239	\$ -	\$ 1,176,239	\$ 1,364,510	-13.80%

LAMAR AIRPORT ADVERTISING CO.
ADVERTISING LEASE
 LEASE EXPIRES 02/28/2028

	ADVERTISING DISPLAYS	MINIMUM RENT OR % GROSS (b),(c),(d)(e)	LATE / PENALTY FEES	21-22 MONTHLY REVENUE	20-21 MONTHLY REVENUE	% CHANGE
JULY	\$ 204,204	\$ -	\$ -	\$ -	\$ 122,978	-100.00%
AUGUST	162,397	-	-	-	122,978	-100.00%
SEPTEMBER	191,167	-	-	-	122,978	-100.00%
OCTOBER	191,599	94,247	-	94,247	124,923	-24.56%
NOVEMBER	219,282	94,247	-	94,247	122,978	-23.36%
DECEMBER	318,745	94,247	-	94,247	122,978	-23.36%
JANUARY	264,854	124,247	-	124,247	122,978	1.03%
FEBRUARY	255,582	124,247	-	124,247	122,978	1.03%
MARCH	243,927	146,356	-	146,356	124,247	17.79%
APRIL	285,092	171,055	-	171,055	124,247	37.67%
MAY	282,028	169,217	-	169,217	124,247	36.19%
JUNE	253,959	152,376	-	152,376	-	N/A
TOTALS	\$ 2,872,836	\$ 1,170,239	\$ -	\$ 1,170,239	\$ 1,358,510	-13.86%

NOTE:

- a - Lease effective March 1, 2018.
- b - Effective March 1, 2021, greater of minimum annual guarantee of \$1,490,969 or 60% of gross receipts.
- c - Effective March 1, 2022, greater of minimum annual guarantee of \$1,579,760 or 60% of gross receipts.
- d - Due to the COVID-19 pandemic, the monthly Minimum Annual Guarantee (MAG) rent of \$124,247 was abated for the months of June, July, August, and September 2021. Any annual percentage rent due over the MAG amount will be reconciled at the end of Lessee's accounting year.
- e - Effective October 1, 2021, monthly rent is reduced by \$30,000 per month for three months.

SECURITYPOINT MEDIA, LLC
ADVERTISING LICENSE
 UPON WRITTEN NOTICE

	MONTHLY GROSS RECEIPTS	MINIMUM RENT OR 20% GROSS (b)	LATE / PENALTY FEES	21-22 MONTHLY REVENUE	20-21 MONTHLY REVENUE	% CHANGE
JULY	\$ -	\$ 500	\$ -	\$ 500	\$ 500	0.00%
AUGUST	-	500	-	500	500	0.00%
SEPTEMBER	-	500	-	500	500	0.00%
OCTOBER	-	500	-	500	500	0.00%
NOVEMBER	-	500	-	500	500	0.00%
DECEMBER	-	500	-	500	500	0.00%
JANUARY	-	500	-	500	500	0.00%
FEBRUARY	-	500	-	500	500	0.00%
MARCH	-	500	-	500	500	0.00%
APRIL	-	500	-	500	500	0.00%
MAY	-	500	-	500	500	0.00%
JUNE	-	500	-	500	500	0.00%
TOTALS	\$ -	\$ 6,000	\$ -	\$ 6,000	\$ 6,000	0.00%

NOTE:

a - Lease effective October 1, 2015.

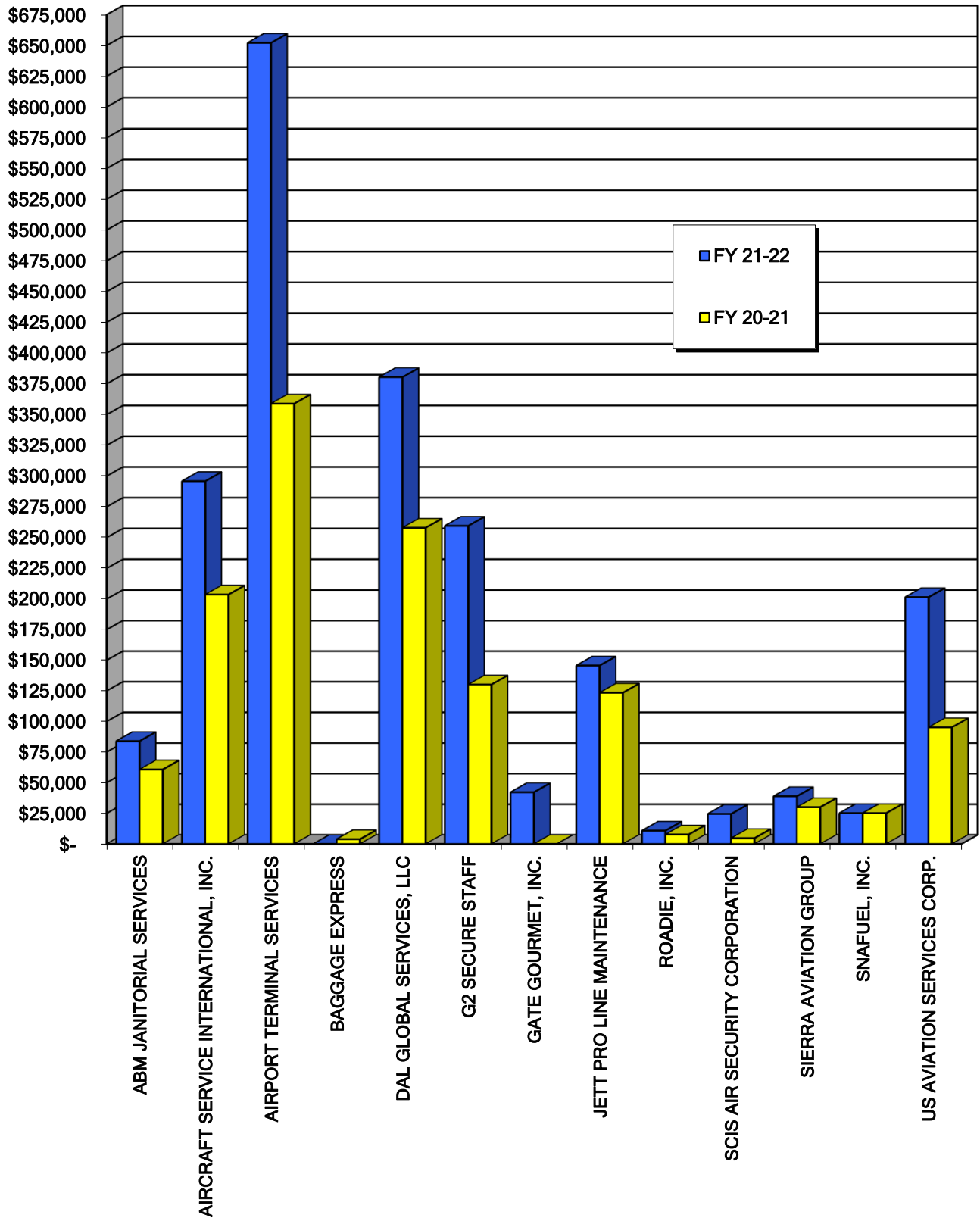
b - Greater of minimum annual guarantee of \$6,000 or 20% of gross receipts.

AIRLINE RELATED SERVICES



AIRLINE RELATED
SERVICES

AIRLINE RELATED SERVICES SUMMARY



AIRLINE RELATED SERVICES SUMMARY FOR FY 2021-2022

LICENSEE/LESSEE	REVENUE	LATE / PENALTY FEES	21-22 TOTAL REVENUE	20-21 TOTAL REVENUE	% CHANGE
ABM JANITORIAL SERVICES	\$ 81,545	\$ 2,367	\$ 83,912	\$ 60,781	38.06%
AIRCRAFT SERVICE INTERNATIONAL, INC.	290,109	5,774	295,883	203,624	45.31%
AIRPORT TERMINAL SERVICES	651,269	867	652,136	358,879	81.71%
BAGGAGE EXPRESS	-	-	-	3,823	-100.00%
DAL GLOBAL SERVICES, LLC	370,779	9,638	380,417	258,010	47.44%
G2 SECURE STAFF	254,011	5,520	259,531	130,118	99.46%
GATE GOURMET, INC.	40,889	1,304	42,193	-	N/A
JETT PRO LINE MAINTENANCE	138,813	6,843	145,656	123,469	17.97%
ROADIE, INC.	9,701	1,108	10,809	7,635	41.57%
SCIS AIR SECURITY CORPORATION	24,485	-	24,485	4,668	424.53%
SIERRA AVIATION GROUP	38,935	-	38,935	29,990	29.83%
SNAFUEL, INC.	24,969	132	25,101	25,061	0.16%
US AVIATION SERVICES CORP.	201,497	-	201,497	95,220	111.61%
TOTALS	\$ 2,127,002	\$ 33,553	\$ 2,160,555	\$ 1,301,278	66.03%

ABM JANITORIAL SERVICES
LICENSE AGREEMENT - AIRLINE RELATED SERVICES
 UPON WRITTEN NOTICE

	MONTHLY GROSS RECEIPTS	MINIMUM RENT OR % GROSS (a)	LATE / PENALTY FEES	21-22 MONTHLY REVENUE	20-21 MONTHLY REVENUE	% CHANGE
JULY	\$ 42,419	\$ 6,363	\$ -	\$ 6,363	\$ 4,486	41.84%
AUGUST	42,363	6,354	189	6,543	4,871	34.33%
SEPTEMBER	40,888	6,133	391	6,524	4,008	62.77%
OCTOBER	41,853	6,278	-	6,278	4,303	45.90%
NOVEMBER	39,406	5,911	192	6,103	4,596	32.79%
DECEMBER	40,553	6,083	194	6,277	4,760	31.87%
JANUARY	43,778	6,567	189	6,756	4,380	54.25%
FEBRUARY	46,948	7,042	186	7,228	4,116	75.61%
MARCH	50,437	7,566	-	7,566	6,215	21.74%
APRIL	49,535	7,430	206	7,636	6,340	20.44%
MAY	52,257	7,839	609	8,448	6,562	28.74%
JUNE	53,193	7,979	211	8,190	6,144	33.30%
TOTALS	\$ 543,630	\$ 81,545	\$ 2,367	\$ 83,912	\$ 60,781	38.06%

NOTE:

a - Greater of monthly minimum of \$125 or 15% of monthly aircraft interior cleaning services gross receipts.

AIRCRAFT SERVICE INTERNATIONAL, INC.
LICENSE AGREEMENT - AIRLINE RELATED SERVICES

UPON WRITTEN NOTICE

	MONTHLY GROSS RECEIPTS	MINIMUM RENT OR % GROSS (b)	TEMPORARY OFFICE RENT (c)	LATE / PENALTY FEES	21-22 MONTHLY REVENUE	20-21 MONTHLY REVENUE	% CHANGE
JULY	\$ 188,719	\$ 18,872	\$ 1,585	\$ 721	\$ 21,178	\$ 15,408	37.45%
AUGUST	194,750	19,475	1,585	-	21,060	16,389	28.50%
SEPTEMBER	200,658	20,066	1,585	775	22,426	15,061	48.90%
OCTOBER	206,297	20,630	1,585	-	22,215	16,172	37.37%
NOVEMBER	201,863	20,186	1,755	-	21,941	17,273	27.02%
DECEMBER	212,859	21,286	1,755	409	23,450	18,586	26.17%
JANUARY	208,558	20,856	1,755	946	23,557	15,452	52.45%
FEBRUARY	231,977	23,198	1,755	126	25,079	14,634	71.37%
MARCH	253,935	25,394	1,755	987	28,136	17,468	61.07%
APRIL	226,110	22,611	1,755	126	24,492	18,925	29.42%
MAY	274,352	27,435	1,779	607	29,821	18,743	59.10%
JUNE	296,724	29,672	1,779	1,077	32,528	19,513	66.70%
TOTALS	\$ 2,696,802	\$ 269,681	\$ 20,428	\$ 5,774	\$ 295,883	\$ 203,624	45.31%

NOTE:

a - License effective January 18, 2017.

b - Greater of monthly minimum of \$125 or 10% of monthly ramp services gross receipts.

c - Temporary office monthly rent at \$1,585 from May 2021, \$1,755 from November 2021, and \$1,779 from May 2022.

PM 1121-360-45
 PM 1121-360-117

AIRPORT TERMINAL SERVICES
LICENSE AGREEMENT - AIRLINE RELATED SERVICES
 UPON WRITTEN NOTICE

	MONTHLY GROSS RECEIPTS	MINIMUM RENT OR % GROSS (a)	TEMPORARY OFFICE RENT (b)	LATE / PENALTY FEES	21-22 MONTHLY REVENUE	20-21 MONTHLY REVENUE	% CHANGE
JULY	\$ 430,311	\$ 43,031	\$ 881	\$ -	\$ 43,912	\$ 18,108	142.50%
AUGUST	579,919	57,992	881	-	58,873	18,482	218.54%
SEPTEMBER	511,852	51,185	881	-	52,066	24,159	115.51%
OCTOBER	441,900	44,190	881	-	45,071	26,704	68.78%
NOVEMBER	506,833	50,683	976	-	51,659	29,534	74.91%
DECEMBER	632,913	63,291	976	-	64,267	29,229	119.87%
JANUARY	511,582	51,158	976	-	52,134	32,668	59.59%
FEBRUARY	470,505	47,051	976	-	48,027	28,515	68.43%
MARCH	508,032	50,803	976	-	51,779	35,182	47.17%
APRIL	511,382	51,138	976	-	52,114	35,049	48.69%
MAY	669,961	66,996	990	-	67,986	37,242	82.55%
JUNE	623,908	62,391	990	867	64,248	44,007	45.99%
TOTALS	\$ 6,399,098	\$ 639,909	\$ 11,360	\$ 867	\$ 652,136	\$ 358,879	81.71%

NOTE:

- a - Greater of monthly minimum of \$125 or 10% of monthly ramp services gross receipts.
- b - Temporary office monthly rent at \$881 from May 2021, \$976 from November 2021, and \$990 from May 2022.

BAGGAGE EXPRESS
LICENSE AGREEMENT - AIRLINE RELATED SERVICES

LICENSE TERMINATED 01/31/2021

	MONTHLY GROSS RECEIPTS	MINIMUM RENT OR % GROSS (b),(c)	LATE / PENALTY FEES	21-22 MONTHLY REVENUE	20-21 MONTHLY REVENUE	% CHANGE
JULY	\$ -	\$ -	\$ -	\$ -	\$ 349	-100.00%
AUGUST	-	-	-	-	376	-100.00%
SEPTEMBER	-	-	-	-	341	-100.00%
OCTOBER	-	-	-	-	692	-100.00%
NOVEMBER	-	-	-	-	440	-100.00%
DECEMBER	-	-	-	-	585	-100.00%
JANUARY	-	-	-	-	394	-100.00%
FEBRUARY	-	-	-	-	646	-100.00%
MARCH	-	-	-	-	-	N/A
APRIL	-	-	-	-	-	N/A
MAY	-	-	-	-	-	N/A
JUNE	-	-	-	-	-	N/A
TOTALS	\$ -	\$ -	\$ -	\$ -	\$ 3,823	-100.00%

NOTE:

a - License effective May 1, 2018 and terminated January 31, 2021.

b - Greater of monthly minimum of \$125 or 10% of monthly ground services gross receipts.

c - Due to the COVID-19 pandemic, beginning March 1, 2020 to June 30, 2020, minimum monthly fee was deferred. Licensee was required to continue payment of percentage rent during the deferral period. All deferred rent was paid by June 30, 2021.

DAL GLOBAL SERVICES, LLC
LICENSE AGREEMENT - AIRLINE RELATED SERVICES
 UPON WRITTEN NOTICE

	MONTHLY GROSS RECEIPTS	MINIMUM RENT OR % GROSS (a)	LATE / PENALTY FEES	21-22 MONTHLY REVENUE	20-21 MONTHLY REVENUE	% CHANGE
JULY	\$ 274,511	\$ 27,451	\$ 486	\$ 27,937	\$ 16,331	71.07%
AUGUST	347,873	34,787	502	35,289	18,463	91.13%
SEPTEMBER	140,513	14,051	493	14,544	17,190	-15.39%
OCTOBER	267,935	26,794	933	27,727	18,230	52.10%
NOVEMBER	333,319	33,332	-	33,332	18,999	75.44%
DECEMBER	396,850	39,685	502	40,187	19,542	105.64%
JANUARY	291,127	29,113	600	29,713	19,409	53.09%
FEBRUARY	298,074	29,807	-	29,807	20,647	44.36%
MARCH	331,381	33,138	1,163	34,301	24,233	41.55%
APRIL	336,706	33,671	994	34,665	26,779	29.45%
MAY	329,371	32,937	-	32,937	26,944	22.24%
JUNE	360,130	36,013	3,965	39,978	31,243	27.96%
TOTALS	\$ 3,707,790	\$ 370,779	\$ 9,638	\$ 380,417	\$ 258,010	47.44%

NOTE:

a - Greater of monthly minimum of \$125 or 10% of monthly ramp services gross receipts.

G2 SECURE STAFF
LICENSE AGREEMENT - AIRLINE RELATED SERVICES
 UPON WRITTEN NOTICE

	MONTHLY GROSS RECEIPTS	MINIMUM RENT OR % GROSS (a)	LATE / PENALTY FEES	21-22 MONTHLY REVENUE	20-21 MONTHLY REVENUE (b)	% CHANGE
JULY	\$ 146,578	\$ 21,987	\$ 804	\$ 22,791	\$ 227	9940.09%
AUGUST	143,434	21,515	-	21,515	227	9377.97%
SEPTEMBER	137,993	20,699	430	21,129	125	16803.20%
OCTOBER	139,282	20,892	423	21,315	9,369	127.51%
NOVEMBER	128,284	19,243	410	19,653	10,740	82.99%
DECEMBER	129,237	19,386	-	19,386	11,710	65.55%
JANUARY	140,273	21,041	727	21,768	10,802	101.52%
FEBRUARY	124,418	18,663	677	19,340	9,243	109.24%
MARCH	150,536	22,580	806	23,386	17,003	37.54%
APRIL	149,403	22,410	368	22,778	19,682	15.73%
MAY	153,772	23,066	439	23,505	21,100	11.40%
JUNE	150,193	22,529	436	22,965	19,890	15.46%
TOTALS	\$ 1,693,403	\$ 254,011	\$ 5,520	\$ 259,531	\$ 130,118	99.46%

NOTE:

- a - Greater of monthly minimum of \$125 or 15% of monthly aircraft interior cleaning services gross receipts.
- b - Due to the COVID-19 pandemic, operations closed in January 2020. Operations started back up in October 2020.

GATE GOURMET, INC.
LICENSE AGREEMENT - AIRLINE RELATED SERVICES
 UPON WRITTEN NOTICE

	MONTHLY GROSS RECEIPTS	MINIMUM RENT OR % GROSS (b)	LATE / PENALTY FEES	21-22 MONTHLY REVENUE	20-21 MONTHLY REVENUE	% CHANGE
JULY	\$ -	\$ -	\$ -	\$ -	\$ -	N/A
AUGUST	-	-	-	-	-	N/A
SEPTEMBER	57,729	3,464	-	3,464	-	N/A
OCTOBER	71,239	4,274	-	4,274	-	N/A
NOVEMBER	63,680	3,821	-	3,821	-	N/A
DECEMBER	63,680	3,821	368	4,189	-	N/A
JANUARY	45,208	2,712	372	3,084	-	N/A
FEBRUARY	74,678	4,481	-	4,481	-	N/A
MARCH	54,320	3,259	181	3,440	-	N/A
APRIL	79,798	4,788	383	5,171	-	N/A
MAY	86,303	5,178	-	5,178	-	N/A
JUNE	84,849	5,091	-	5,091	-	N/A
TOTALS	\$ 681,484	\$ 40,889	\$ 1,304	\$ 42,193	\$ -	N/A

NOTE:

a - License effective September 1, 2021.

b - Greater of monthly minimum of \$125 or 6% of monthly delivery of catered in-flight food and beverage to aircraft gross receipts.

**JETT PRO LINE MAINTENANCE
LICENSE AGREEMENT - AIRLINE RELATED SERVICES**

UPON WRITTEN NOTICE

	MONTHLY GROSS RECEIPTS	MINIMUM RENT OR % GROSS (a)	TEMPORARY OFFICE RENT (b)	LATE / PENALTY FEES	21-22 MONTHLY REVENUE	20-21 MONTHLY REVENUE	% CHANGE
JULY	\$ 94,045	\$ 9,405	\$ 1,201	\$ 118	\$ 10,724	\$ 12,176	-11.93%
AUGUST	111,155	11,116	1,201	112	12,429	9,706	28.05%
SEPTEMBER	105,241	10,524	1,201	667	12,392	9,132	35.70%
OCTOBER	100,452	10,045	1,201	254	11,500	9,629	19.43%
NOVEMBER	88,842	8,884	1,330	118	10,332	8,428	22.59%
DECEMBER	109,807	10,981	1,330	1,134	13,445	8,909	50.91%
JANUARY	109,158	10,916	1,330	118	12,364	8,310	48.78%
FEBRUARY	110,643	11,064	1,330	-	12,394	7,856	57.76%
MARCH	108,251	10,825	1,330	1,632	13,787	11,313	21.87%
APRIL	111,007	11,101	1,330	1,284	13,715	9,311	47.30%
MAY	90,335	9,034	1,349	1,286	11,669	11,951	-2.36%
JUNE	94,359	9,436	1,349	120	10,905	16,748	-34.89%
TOTALS	\$ 1,233,295	\$ 123,331	\$ 15,482	\$ 6,843	\$ 145,656	\$ 123,469	17.97%

NOTE:

a - Greater of monthly minimum of \$125 or 10% of monthly ramp services gross receipts.

b - Monthly rent at \$1,201 from May 2021, \$1,330 from November 2021, and \$1,349 from May 2022.

ROADIE, INC.
LICENSE AGREEMENT - AIRLINE RELATED SERVICES
 UPON WRITTEN NOTICE

	MONTHLY GROSS RECEIPTS	MINIMUM RENT OR % GROSS (b)	LATE / PENALTY FEES	21-22 MONTHLY REVENUE	20-21 MONTHLY REVENUE	% CHANGE
JULY	\$ 5,923	\$ 592	\$ 102	\$ 694	\$ 329	110.94%
AUGUST	9,671	967	-	967	125	673.60%
SEPTEMBER	7,100	710	223	933	125	646.40%
OCTOBER	6,809	681	111	792	227	248.90%
NOVEMBER	5,802	580	-	580	5,227	-88.90%
DECEMBER	9,882	988	-	988	125	690.40%
JANUARY	12,209	1,221	109	1,330	227	485.90%
FEBRUARY	5,547	555	-	555	125	344.00%
MARCH	7,824	782	227	1,009	182	454.40%
APRIL	6,386	639	112	751	125	500.80%
MAY	9,919	992	-	992	148	570.27%
JUNE	9,937	994	224	1,218	670	81.79%
TOTALS	\$ 97,009	\$ 9,701	\$ 1,108	\$ 10,809	\$ 7,635	41.57%

NOTE:

a - License effective June 1, 2019.

b - Greater of monthly minimum of \$125 or 10% of monthly ground services gross receipts.

SCIS AIR SECURITY CORPORATION
LICENSE AGREEMENT - AIRLINE RELATED SERVICES
UPON WRITTEN NOTICE

	MONTHLY GROSS RECEIPTS	MINIMUM RENT OR % GROSS (a)	LATE / PENALTY FEES	21-22 MONTHLY REVENUE	20-21 MONTHLY REVENUE	% CHANGE
JULY	\$ 28,555	\$ 1,713	\$ -	\$ 1,713	\$ 196	773.98%
AUGUST	29,033	1,742	-	1,742	276	531.16%
SEPTEMBER	27,837	1,670	-	1,670	332	403.01%
OCTOBER	27,195	1,632	-	1,632	292	458.90%
NOVEMBER	27,973	1,678	-	1,678	338	396.45%
DECEMBER	31,969	1,918	-	1,918	295	550.17%
JANUARY	30,284	1,817	-	1,817	359	406.13%
FEBRUARY	33,251	1,995	-	1,995	263	658.56%
MARCH	47,278	2,837	-	2,837	345	722.32%
APRIL	40,321	2,419	-	2,419	436	454.82%
MAY	40,400	2,424	-	2,424	695	248.78%
JUNE	44,003	2,640	-	2,640	841	213.91%
TOTALS	\$ 408,099	\$ 24,485	\$ -	\$ 24,485	\$ 4,668	424.53%

NOTE:

a - Greater of monthly minimum of \$125 or 6% of monthly in-flight food delivery security services gross receipts.

SIERRA AVIATION GROUP
LICENSE AGREEMENT - AIRLINE RELATED SERVICES

UPON WRITTEN NOTICE

	MONTHLY GROSS RECEIPTS	MINIMUM RENT OR % GROSS (a)	SPACE RENT (b)	LATE / PENALTY FEES	21-22 MONTHLY REVENUE	20-21 MONTHLY REVENUE	% CHANGE
JULY	\$ 22,233	\$ 2,223	\$ 970	\$ -	\$ 3,193	\$ 2,248	42.04%
AUGUST	23,591	2,359	970	-	3,329	2,631	26.53%
SEPTEMBER	21,296	2,130	970	-	3,100	2,465	25.76%
OCTOBER	22,053	2,205	970	-	3,175	2,429	30.71%
NOVEMBER	21,539	2,154	1,100	-	3,254	2,332	39.54%
DECEMBER	21,823	2,182	1,100	-	3,282	2,457	33.58%
JANUARY	22,499	2,250	1,100	-	3,350	2,493	34.38%
FEBRUARY	20,301	2,030	1,100	-	3,130	2,404	30.20%
MARCH	20,994	2,099	1,100	-	3,199	2,554	25.25%
APRIL	21,979	2,198	1,100	-	3,298	2,489	32.50%
MAY	22,592	2,259	1,089	-	3,348	2,587	29.42%
JUNE	21,875	2,188	1,089	-	3,277	2,901	12.96%
TOTALS	\$ 262,775	\$ 26,277	\$ 12,658	\$ -	\$ 38,935	\$ 29,990	29.83%

NOTE:

a - Greater of monthly minimum of \$125 or 10% of monthly ramp services gross receipts.

b - Monthly rent at \$970 from May 2021, \$1,100 from November 2021, and \$1,089 from May 2022.

SNAFUEL, INC.
HYDRANT FUELING FACILITIES LEASE
 LEASE EXPIRES 12/31/2030

	MONTHLY RENT (a)	LATE / PENALTY FEES	21-22 MONTHLY REVENUE	20-21 MONTHLY REVENUE	% CHANGE
JULY	\$ 2,020	\$ -	\$ 2,020	\$ 1,993	1.35%
AUGUST	2,020	-	2,020	1,993	1.35%
SEPTEMBER	2,020	-	2,020	1,993	1.35%
OCTOBER	2,101	-	2,101	2,310	-9.05%
NOVEMBER	2,101	-	2,101	2,020	4.01%
DECEMBER	2,101	-	2,101	2,020	4.01%
JANUARY	2,101	132	2,233	2,020	10.54%
FEBRUARY	2,101	-	2,101	2,020	4.01%
MARCH	2,101	-	2,101	2,020	4.01%
APRIL	2,101	-	2,101	2,502	-16.03%
MAY	2,101	-	2,101	2,020	4.01%
JUNE	2,101	-	2,101	2,150	-2.28%
TOTALS	\$ 24,969	\$ 132	\$ 25,101	\$ 25,061	0.16%

NOTE:

a - Monthly rent at \$2,020 from October 2020 and \$2,101 from October 2021.

US AVIATION SERVICES CORP.
LICENSE AGREEMENT - AIRLINE RELATED SERVICES
 UPON WRITTEN NOTICE

	MONTHLY GROSS RECEIPTS	MINIMUM RENT OR % GROSS (a)	LATE / PENALTY FEES	21-22 MONTHLY REVENUE	20-21 MONTHLY REVENUE	% CHANGE
JULY	\$ 91,610	\$ 13,742	\$ -	\$ 13,742	\$ 7,654	79.54%
AUGUST	90,246	13,537	-	13,537	7,619	77.67%
SEPTEMBER	98,106	14,716	-	14,716	7,128	106.45%
OCTOBER	109,144	16,372	-	16,372	7,624	114.74%
NOVEMBER	106,638	15,996	-	15,996	7,195	122.32%
DECEMBER	105,911	15,887	-	15,887	7,633	108.14%
JANUARY	118,382	17,757	-	17,757	7,208	146.35%
FEBRUARY	112,418	16,863	-	16,863	6,141	174.60%
MARCH	124,005	18,601	-	18,601	6,879	170.40%
APRIL	130,197	19,530	-	19,530	6,688	192.02%
MAY	123,974	18,596	-	18,596	7,908	135.15%
JUNE	132,666	19,900	-	19,900	15,543	28.03%
TOTALS	\$ 1,343,297	\$ 201,497	\$ -	\$ 201,497	\$ 95,220	111.61%

NOTE:

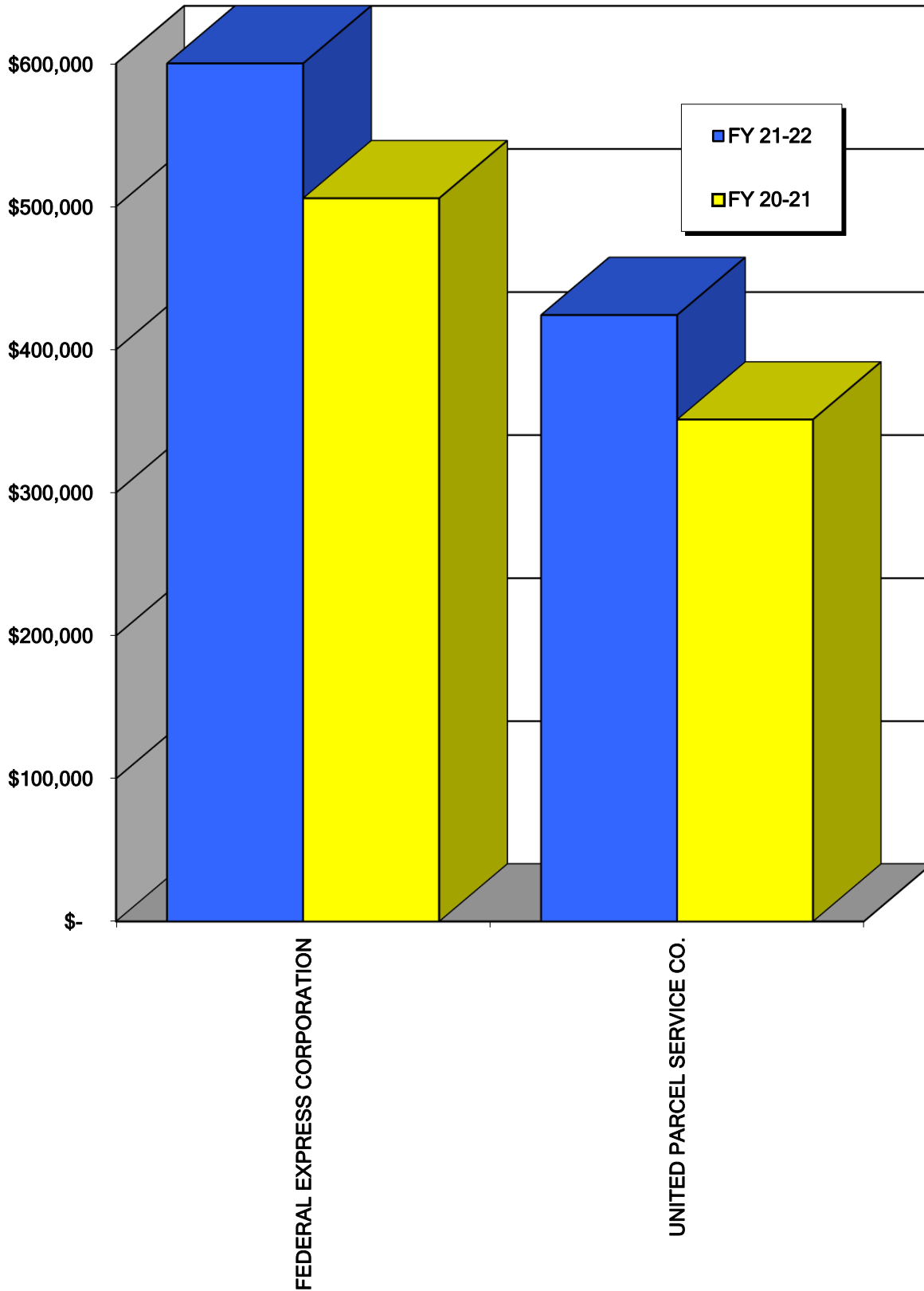
a - Greater of monthly minimum of \$125 or 15% of monthly aircraft interior cleaning services gross receipts.

ALL CARGO AIR SERVICE



ALL CARGO
AIR SERVICE

ALL CARGO AIR SERVICE SUMMARY



ALL CARGO AIR SERVICE SUMMARY FOR FY 2021-2022

LESSEE	SPACE RENT	NUMBER OF LANDINGS	LANDING FEES (a)	DAYS USE OF	CARGO RAMP
				CARGO RAMP OPERATING AREA	OPERATING AREA FEES (b)
FEDERAL EXPRESS CORPORATION	\$ 255,230	250	\$ 295,297	250	\$ 45,795
UNITED PARCEL SERVICE CO.	206,336	207	170,169	207	38,085
TOTALS	\$ 461,566	457	\$ 465,466	457	\$ 83,880

LESSEE	OPERATIONS FEES (c)	LATE /	21-22	20-21	% CHANGE
		PENALTY FEES	TOTAL REVENUE	TOTAL REVENUE	
FEDERAL EXPRESS CORPORATION	\$ 9,354	\$ -	\$ 605,676	\$ 505,785	19.75%
UNITED PARCEL SERVICE CO.	7,707	1,860	424,157	351,122	20.80%
TOTALS	\$ 17,061	\$ 1,860	\$ 1,029,833	\$ 856,907	20.18%

LESSEE	FLIGHTS		AIR FREIGHT (TONS)	
	DEPARTURES	ARRIVALS	ENPLANED	DEPLANED
FEDERAL EXPRESS CORPORATION	250	250	7,942.02	447.40
UNITED PARCEL SERVICE CO.	207	207	4,010.94	3,921.73
TOTALS	457	457	11,952.96	4,369.13

NOTE:

a - Landing fee rate per 1,000 pounds at \$3.73 from May 2021, \$3.87 from November 2021, and \$3.90 from May 2022.

b - Cargo Ramp Operating Area fee rate per night at \$149.34 from May 2021, \$199.44 from November 2021, and \$203.98 from May 2022.

c - Operations fee rate per departure at \$44.93 from May 2021, \$33.35 from November 2021, and \$34.11 from May 2022.

PM 1121-330-17 (a)
PM 1121-330-29 (b)

FEDERAL EXPRESS CORPORATION
ALL CARGO AIR SERVICE LEASE

LEASE EXPIRES 12/31/2025

	SPACE RENT	NUMBER OF LANDINGS	LANDING FEES (c)	DAYS USE OF CARGO RAMP OPERATING AREA	CARGO RAMP OPERATING AREA FEES (d)
JULY	\$ 17,922	21	\$ 24,173	21	\$ 3,136
AUGUST	17,922	22	25,324	22	3,285
SEPTEMBER	17,922	21	24,173	21	3,136
OCTOBER	17,922	21	24,173	21	3,136
NOVEMBER	22,570	21	25,080	21	4,188
DECEMBER	22,570	21	25,080	21	4,188
JANUARY	22,570	17	20,303	17	3,390
FEBRUARY	22,570	19	22,691	19	3,789
MARCH	22,570	23	27,468	23	4,587
APRIL	22,570	21	25,080	21	4,188
MAY	24,061	21	25,274	21	4,284
JUNE	24,061	22	26,478	22	4,488
TOTALS	\$ 255,230	250	\$ 295,297	250	\$ 45,795

	OPERATIONS FEES (e)	LATE / PENALTY FEES	21-22 MONTHLY REVENUE	20-21 MONTHLY REVENUE	% CHANGE
JULY	\$ 944	\$ -	\$ 46,175	\$ 43,904	5.17%
AUGUST	988	-	47,519	42,845	10.91%
SEPTEMBER	944	-	46,175	42,845	7.77%
OCTOBER	944	-	46,175	43,917	5.14%
NOVEMBER	700	-	52,538	39,210	33.99%
DECEMBER	700	-	52,538	41,543	26.47%
JANUARY	567	-	46,830	39,210	19.43%
FEBRUARY	634	-	49,684	35,709	39.14%
MARCH	767	-	55,392	42,710	29.69%
APRIL	700	-	52,538	41,543	26.47%
MAY	716	-	54,335	44,830	21.20%
JUNE	750	-	55,777	47,519	17.38%
TOTALS	\$ 9,354	\$ -	\$ 605,676	\$ 505,785	19.75%

	FLIGHTS		AIR FREIGHT (TONS)	
	DEPARTURES	ARRIVALS	ENPLANED	DEPLANED
JULY	21	21	714.77	8.49
AUGUST	22	22	719.79	-
SEPTEMBER	21	21	738.67	38.24
OCTOBER	21	21	759.82	46.97
NOVEMBER	21	21	625.85	38.26
DECEMBER	21	21	641.93	218.48
JANUARY	17	17	467.39	31.31
FEBRUARY	19	19	587.79	-
MARCH	23	23	742.93	28.71
APRIL	21	21	671.60	18.56
MAY	21	21	588.80	8.54
JUNE	22	22	682.68	9.84
TOTALS	250	250	7,942.02	447.40

NOTE:

- a - Lease effective December 13, 2016 and expired December 31, 2020.
- b - Lease effective January 1, 2021.
- c - Landing fee rate per 1,000 pounds at \$3.73 from May 2021, \$3.87 from November 2021, and \$3.90 from May 2022.
- d - Cargo Ramp Operating Area fee rate per night at \$149.34 from May 2021, \$199.44 from November 2021, and \$203.98 from May 2022.
- e - Operations fee rate per departure at \$44.93 from May 2021, \$33.35 from November 2021, and \$34.11 from May 2022.

PM 1121-330-18 (a)
 PM 1121-330-30 (b)

UNITED PARCEL SERVICE CO.
ALL CARGO AIR SERVICE LEASE

LEASE EXPIRES 12/31/2025

	SPACE RENT	NUMBER OF LANDINGS	LANDING FEES (c)	DAYS USE OF CARGO RAMP OPERATING AREA	CARGO RAMP OPERATING AREA FEES (d)
JULY	\$ 14,489	16	\$ 12,533	16	\$ 2,389
AUGUST	14,489	18	14,099	18	2,688
SEPTEMBER	14,489	17	13,316	17	2,539
OCTOBER	14,489	16	12,533	16	2,389
NOVEMBER	18,246	17	13,816	17	3,390
DECEMBER	18,246	21	20,756	21	4,188
JANUARY	18,246	17	13,816	17	3,390
FEBRUARY	18,246	15	12,191	15	2,992
MARCH	18,246	19	15,441	19	3,789
APRIL	18,246	16	13,003	16	3,191
MAY	19,452	17	13,923	17	3,468
JUNE	19,452	18	14,742	18	3,672
TOTALS	\$ 206,336	207	\$ 170,169	207	\$ 38,085

	OPERATIONS FEES (e)	LATE / PENALTY FEES	21-22 MONTHLY REVENUE	20-21 MONTHLY REVENUE	% CHANGE
JULY	\$ 719	\$ -	\$ 30,130	\$ 30,747	-2.01%
AUGUST	809	-	32,085	29,952	7.12%
SEPTEMBER	764	335	31,443	29,952	4.98%
OCTOBER	719	-	30,130	29,952	0.59%
NOVEMBER	567	-	36,019	26,407	36.40%
DECEMBER	700	-	43,890	34,575	26.94%
JANUARY	567	-	36,019	26,407	36.40%
FEBRUARY	500	485	34,414	24,710	39.27%
MARCH	634	686	38,796	28,951	34.01%
APRIL	534	-	34,974	27,254	28.33%
MAY	580	-	37,423	30,130	24.21%
JUNE	614	354	38,834	32,085	21.03%
TOTALS	\$ 7,707	\$ 1,860	\$ 424,157	\$ 351,122	20.80%

	FLIGHTS		AIR FREIGHT (TONS)	
	DEPARTURES	ARRIVALS	ENPLANED	DEPLANED
JULY	16	16	330.48	263.77
AUGUST	18	18	330.46	303.35
SEPTEMBER	17	17	324.77	314.95
OCTOBER	16	16	323.10	321.78
NOVEMBER	17	17	388.98	319.50
DECEMBER	21	21	424.94	576.25
JANUARY	17	17	312.15	310.66
FEBRUARY	15	15	280.02	265.54
MARCH	19	19	362.57	366.73
APRIL	16	16	300.45	297.47
MAY	17	17	298.85	267.21
JUNE	18	18	334.17	314.52
TOTALS	207	207	4,010.94	3,921.73

NOTE:

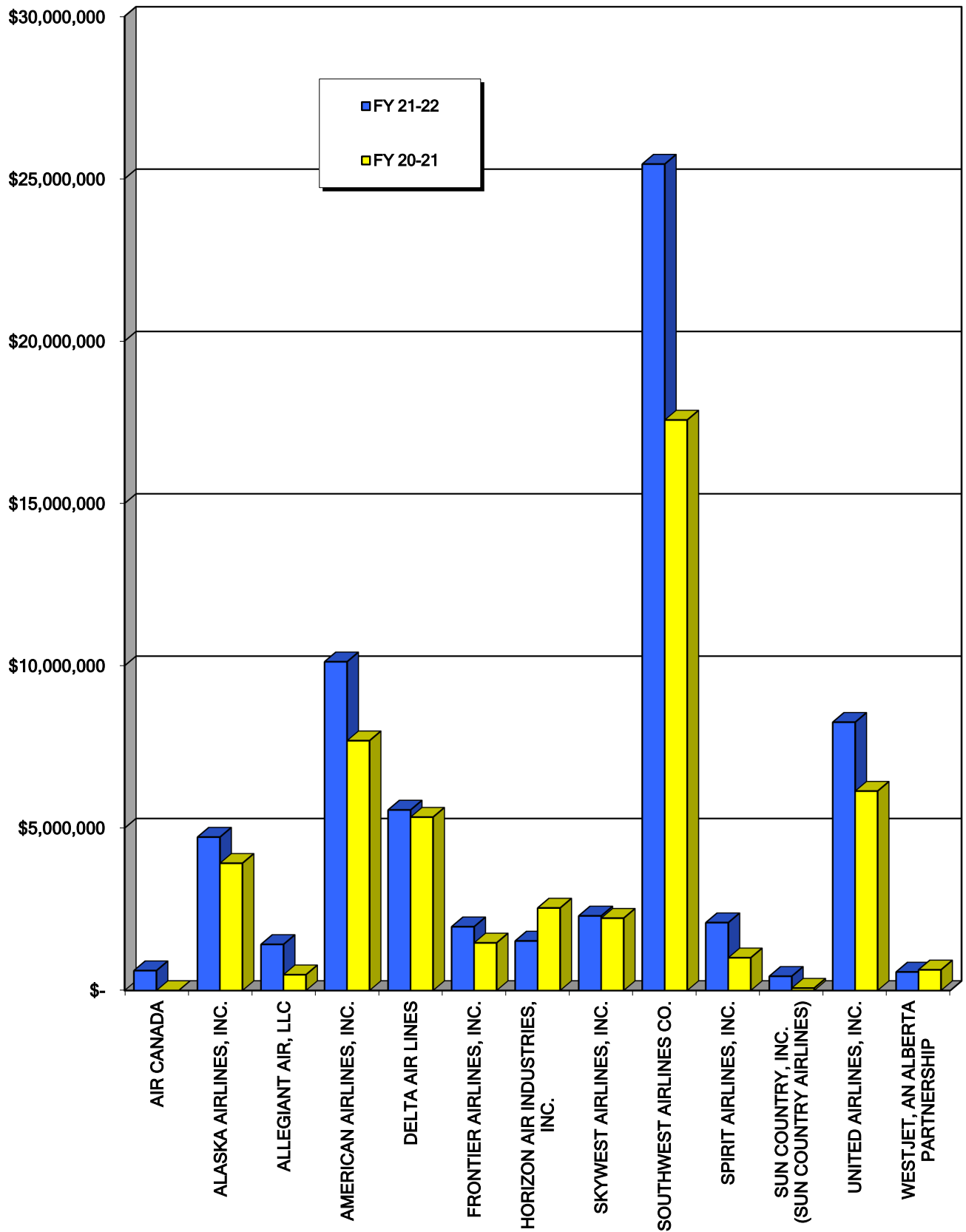
- a - Lease effective December 13, 2016 and expired December 31, 2020.
- b - Lease effective January 1, 2021.
- c - Landing fee rate per 1,000 pounds at \$3.73 from May 2021, \$3.87 from November 2021, and \$3.90 from May 2022.
- d - Cargo Ramp Operating Area fee rate per night at \$149.34 from May 2021, \$199.44 from November 2021, and \$203.98 from May 2022.
- e - Operations fee rate per departure at \$44.93 from May 2021, \$33.35 from November 2021, and \$34.11 from May 2022.

COMMERCIAL AIRLINES

COMMERCIAL
AIRLINES



COMMERCIAL AIRLINES SUMMARY



COMMERCIAL AIRLINES SUMMARY FOR FY 2021-2022

LESSEE/LICENSEE	TERMINAL &			RAMP EQ			IAF FEES	NUMBER OF LANDINGS
	MEZZANINE RENT	UTILITIES FEES	JANITORIAL FEES	STORAGE FEES	CUPPS FEES	CBP FEES		
AIR CANADA	\$ 350,642	\$ 23,127	\$ 52,425	\$ 1,455	\$ 20,550	\$ 42,800	\$ -	215
ALASKA AIRLINES, INC.	2,074,520	135,328	338,812	33,886	121,452	-	-	3,155
ALLEGIAN AIR, LLC	649,032	43,782	103,410	7,520	38,238	-	-	1,002
AMERICAN AIRLINES, INC.	4,678,322	324,954	790,198	107,482	289,798	-	-	6,021
DELTA AIR LINES	2,178,182	174,248	437,104	74,170	155,678	-	-	4,052
FRONTIER AIRLINES, INC.	958,876	70,640	171,862	17,290	62,736	-	-	1,061
HORIZON AIR INDUSTRIES, INC.	805,158	67,878	179,868	16,720	62,236	-	-	1,143
SKYWEST AIRLINES, INC.	1,223,890	73,382	181,238	-	64,900	-	-	2,119
SOUTHWEST AIRLINES CO.	10,158,736	777,498	1,884,354	191,414	691,736	636,206	978,488	17,794
SPIRIT AIRLINES, INC.	732,006	57,486	141,422	13,202	49,722	-	-	1,730
SUN COUNTRY, INC. (SUN COUNTRY AIRLINES)	300,500	16,172	41,004	1,278	15,947	-	-	110
UNITED AIRLINES, INC.	3,363,722	246,394	607,322	146,990	220,226	-	-	5,774
WESTJET, AN ALBERTA PARTNERSHIP	332,330	19,386	52,198	988	18,024	42,704	-	197
TOTALS	\$ 27,805,916	\$ 2,030,275	\$ 4,981,217	\$ 612,395	\$ 1,811,243	\$ 721,710	\$ 978,488	44,373

LESSEE/LICENSEE	LANDING FEES (a)	NUMBER OF REMAIN OVERNIGHTS	REMAIN OVERNIGHT FEES (b)	OPERATIONS FEES (c)	LATE / PENALTY FEES	21-22 TOTAL REVENUE	20-21 TOTAL REVENUE	% CHANGE
ALASKA AIRLINES, INC.	1,725,397	902	165,009	117,585	8,214	4,720,203	3,915,845	20.54%
ALLEGIAN AIR, LLC	537,056	4	751	36,797	2,500	1,419,086	485,906	192.05%
AMERICAN AIRLINES, INC.	3,356,617	1,842	337,414	224,919	10,000	10,119,704	7,688,202	31.63%
DELTA AIR LINES	2,124,971	1,369	253,263	149,783	7,772	5,555,171	5,334,161	4.14%
FRONTIER AIRLINES, INC.	580,107	4	702	39,714	61,043	1,962,970	1,465,966	33.90%
HORIZON AIR INDUSTRIES, INC.	326,122	134	21,405	44,643	508	1,524,538	2,539,067	-39.96%
SKYWEST AIRLINES, INC.	608,732	348	62,947	78,793	2,416	2,296,298	2,224,904	3.21%
SOUTHWEST AIRLINES CO.	8,897,577	3,037	557,265	664,972	10,000	25,448,246	17,566,374	44.87%
SPIRIT AIRLINES, INC.	972,131	275	49,087	64,699	8,676	2,088,431	1,007,525	107.28%
SUN COUNTRY, INC. (SUN COUNTRY AIRLINES)	54,119	1	199	4,492	4,592	438,303	73,829	493.67%
UNITED AIRLINES, INC.	3,073,781	1,956	361,870	212,728	24,439	8,257,472	6,135,555	34.58%
WESTJET, AN ALBERTA PARTNERSHIP	98,555	-	-	6,732	-	570,917	636,480	-10.30%
TOTALS	\$ 22,467,865	9,873	\$ 1,810,111	\$ 1,653,283	\$ 140,628	\$ 65,013,131	\$ 49,073,814	32.48%

LESSEE/LICENSEE	FLIGHTS		PASSENGERS		AIR FREIGHT (TONS)	
	DEPARTURES	ARRIVALS	ENPLANED	DEPLANED	ENPLANED	DEPLANED
AIR CANADA	215	215	21,430	18,701	-	-
ALASKA AIRLINES, INC.	3,155	3,155	428,950	427,149	9.00	57.80
ALLEGIAN AIR, LLC	1,002	1,002	110,311	110,796	-	-
AMERICAN AIRLINES, INC.	6,020	6,021	822,473	852,106	6.49	14.67
DELTA AIR LINES	4,049	4,052	463,600	469,529	254.33	101.00
FRONTIER AIRLINES, INC.	1,061	1,061	154,172	149,018	-	-
HORIZON AIR INDUSTRIES, INC.	1,145	1,143	74,628	74,430	1.00	3.50
SKYWEST AIRLINES, INC.	2,120	2,119	131,658	134,718	0.30	8.80
SOUTHWEST AIRLINES CO.	17,792	17,794	1,924,057	1,934,723	723.51	604.21
SPIRIT AIRLINES, INC.	1,730	1,730	198,902	196,847	-	-
SUN COUNTRY, INC. (SUN COUNTRY AIRLINES)	110	110	11,350	11,836	-	-
UNITED AIRLINES, INC.	5,774	5,774	707,293	708,380	10.53	-
WESTJET, AN ALBERTA PARTNERSHIP	197	197	18,164	18,072	-	-
TOTALS	44,370	44,373	5,066,988	5,106,305	1,005.16	879.18

NOTE:

- a - Landing fee rate per 1,000 pounds at \$3.73 from May 2021, \$3.87 from November 2021, and \$3.90 from May 2022.
- b - Remain overnight fee rate per night at \$149.34 from May 2021, \$199.44 from November 2021, and \$203.98 from May 2022.
- c - Operations fee rate per operation on apron at \$44.93 from May 2021, \$33.35 from November 2021, and \$34.11 from May 2022.

AIR CANADA
CERTIFICATED PASSENGER AIRLINE LEASE
 LEASE EXPIRES 12/31/2025

	TERMINAL RENT	UTILITIES FEES	JANITORIAL FEES	RAMP EQ STORAGE FEES	CUPPS FEES	CBP FEES	NUMBER OF LANDINGS	LANDING FEES (b)
JULY	\$ -	\$ -	\$ -	\$ -	\$ -	\$ -	-	\$ -
AUGUST	-	-	-	-	-	-	-	-
SEPTEMBER	-	-	-	-	-	-	-	-
OCTOBER	38,818	2,723	5,347	123	2,420	-	18	8,655
NOVEMBER	43,152	2,587	6,706	202	2,626	5,350	17	8,388
DECEMBER	43,152	2,587	6,706	202	2,626	5,350	19	9,571
JANUARY	43,152	2,587	6,706	202	2,626	5,350	22	10,953
FEBRUARY	43,152	2,587	6,706	202	2,626	5,350	17	8,388
MARCH	43,152	2,587	6,706	202	2,626	5,350	31	15,492
APRIL	43,152	2,587	6,706	202	2,626	5,350	30	14,901
MAY	26,456	2,441	3,421	60	1,187	5,350	31	18,474
JUNE	26,456	2,441	3,421	60	1,187	5,350	30	17,878
TOTALS	\$ 350,642	\$ 23,127	\$ 52,425	\$ 1,455	\$ 20,550	\$ 42,800	215	\$ 112,700

	NUMBER OF REMAIN OVERNIGHTS	REMAIN OVERNIGHT FEES (c)	OPERATIONS FEES (d)	LATE / PENALTY FEES	21-22 MONTHLY REVENUE	20-21 MONTHLY REVENUE	% CHANGE
JULY	-	\$ -	\$ -	\$ -	\$ -	\$ -	N/A
AUGUST	-	-	-	-	-	-	N/A
SEPTEMBER	-	-	-	-	-	-	N/A
OCTOBER	-	-	809	-	58,895	-	N/A
NOVEMBER	-	-	567	-	69,578	-	N/A
DECEMBER	-	-	634	-	70,828	-	N/A
JANUARY	1	199	734	234	72,743	-	N/A
FEBRUARY	-	-	567	-	69,578	-	N/A
MARCH	-	-	1,034	234	77,383	-	N/A
APRIL	-	-	1,001	-	76,525	-	N/A
MAY	-	-	1,057	-	58,446	-	N/A
JUNE	-	-	1,023	-	57,816	-	N/A
TOTALS	1	\$ 199	\$ 7,426	\$ 468	\$ 611,792	\$ -	N/A

	FLIGHTS		PASSENGERS		AIR FREIGHT (TONS)	
	DEPARTURES	ARRIVALS	ENPLANED	DEPLANED	ENPLANED	DEPLANED
JULY	-	-	-	-	-	-
AUGUST	-	-	-	-	-	-
SEPTEMBER	-	-	-	-	-	-
OCTOBER	18	18	854	788	-	-
NOVEMBER	17	17	1,301	1,151	-	-
DECEMBER	19	19	1,719	1,330	-	-
JANUARY	22	22	1,017	803	-	-
FEBRUARY	17	17	1,122	981	-	-
MARCH	31	31	3,101	3,110	-	-
APRIL	30	30	3,271	3,079	-	-
MAY	31	31	4,595	3,787	-	-
JUNE	30	30	4,450	3,672	-	-
TOTALS	215	215	21,430	18,701	-	-

NOTE:

a - Lease effective October 1, 2021.

b - Landing fee rate per 1,000 pounds at \$3.73 from May 2021, \$3.87 from November 2021, and \$3.90 from May 2022.

c - Remain overnight fee rate per night at \$149.34 from May 2021, \$199.44 from November 2021, and \$203.98 from May 2022.

d - Operations fee rate per operation on apron at \$44.93 from May 2021, \$33.35 from November 2021, and \$34.11 from May 2022.

PM 1121-300-68 (a)
 PM 1121-300-80 (b)

ALASKA AIRLINES, INC.
CERTIFICATED PASSENGER AIRLINE LEASE
 LEASE EXPIRES 12/31/2025

	TERMINAL RENT (f)	UTILITIES FEES (f)	JANITORIAL FEES (f)	RAMP EQ STORAGE FEES (f)	CUPPS FEES (f)	NUMBER OF LANDINGS	LANDING FEES (c)
JULY	\$ 55,399	\$ 1,873	\$ 11,349	\$ 1,777	\$ 2,132	212	\$ 112,444
AUGUST	55,399	1,873	11,349	1,777	2,132	260	138,226
SEPTEMBER	55,399	1,873	11,349	1,777	2,132	285	152,043
OCTOBER	55,399	1,873	11,349	1,777	2,132	269	143,833
NOVEMBER	246,401	15,552	40,313	3,218	15,789	245	135,679
DECEMBER	246,401	15,552	40,313	3,218	15,789	194	107,355
JANUARY	246,401	15,552	40,313	3,218	15,789	246	135,665
FEBRUARY	246,401	15,552	40,313	3,218	15,789	259	142,614
MARCH	246,401	15,552	40,313	3,218	15,789	285	157,176
APRIL	246,401	15,552	40,313	3,218	15,789	263	145,498
MAY	187,259	17,262	25,769	3,735	9,095	326	181,532
JUNE	187,259	17,262	25,769	3,735	9,095	311	173,332
TOTALS	\$ 2,074,520	\$ 135,328	\$ 338,812	\$ 33,886	\$ 121,452	3,155	\$ 1,725,397

	NUMBER OF REMAIN OVERNIGHTS	REMAIN OVERNIGHT FEES (d)	OPERATIONS FEES (e)	LATE / PENALTY FEES	21-22 MONTHLY REVENUE	20-21 MONTHLY REVENUE	% CHANGE
JULY	62	\$ 9,259	\$ 9,525	\$ -	\$ 203,758	\$ 346,348	-41.17%
AUGUST	75	11,201	11,637	-	233,594	326,082	-28.36%
SEPTEMBER	103	15,382	12,760	-	252,715	381,703	-33.79%
OCTOBER	73	10,902	12,176	-	239,441	389,327	-38.50%
NOVEMBER	61	12,166	8,204	-	477,322	309,799	54.07%
DECEMBER	43	8,576	6,503	-	443,707	303,491	46.20%
JANUARY	81	16,155	8,137	-	481,230	323,070	48.96%
FEBRUARY	75	14,958	8,638	5,000	492,483	345,346	42.61%
MARCH	82	16,354	9,505	-	504,308	382,173	31.96%
APRIL	72	14,360	8,738	-	489,869	373,078	31.30%
MAY	85	17,338	11,188	-	453,178	219,975	106.01%
JUNE	90	18,358	10,574	3,214	448,598	215,453	108.21%
TOTALS	902	\$ 165,009	\$ 117,585	\$ 8,214	\$ 4,720,203	\$ 3,915,845	20.54%

	FLIGHTS		PASSENGERS		AIR FREIGHT (TONS)	
	DEPARTURES	ARRIVALS	ENPLANED	DEPLANED	ENPLANED	DEPLANED
JULY	212	212	31,441	30,839	0.90	3.80
AUGUST	259	260	36,739	35,881	0.30	4.50
SEPTEMBER	284	285	36,488	37,257	-	4.30
OCTOBER	271	269	36,493	37,800	0.30	3.80
NOVEMBER	246	245	33,505	33,259	0.10	2.60
DECEMBER	195	194	28,325	28,177	0.50	4.50
JANUARY	244	246	28,733	29,242	0.80	2.70
FEBRUARY	259	259	34,027	34,826	1.10	3.70
MARCH	285	285	39,369	39,608	2.20	5.00
APRIL	262	263	36,859	36,957	1.00	4.50
MAY	328	326	44,574	42,289	0.10	6.50
JUNE	310	311	42,397	41,014	1.70	11.90
TOTALS	3,155	3,155	428,950	427,149	9.00	57.80

NOTE:

- a - Lease effective December 13, 2016 and expired December 31, 2020.
- b - Lease effective January 1, 2021.
- c - Landing fee rate per 1,000 pounds at \$3.73 from May 2021, \$3.87 from November 2021, and \$3.90 from May 2022.
- d - Remain overnight fee rate per night at \$149.34 from May 2021, \$199.44 from November 2021, and \$203.98 from May 2022.
- e - Operations fee rate per operation on apron at \$44.93 from May 2021, \$33.35 from November 2021, and \$34.11 from May 2022.
- f - Due to the COVID-19 pandemic, beginning March 1, 2020 to September 30, 2020, terminal rent was deferred. Lessee was required to continue payment of all other activity-based fees during the deferral period. All deferred rent was paid by June 30, 2021.

ALLEGIANT AIR, LLC
CERTIFICATED PASSENGER AIRLINE LEASE
 LEASE EXPIRES 12/31/2025

	TERMINAL RENT	UTILITIES FEES	JANITORIAL FEES	RAMP EQ STORAGE FEES	CUPPS FEES	NUMBER OF LANDINGS	LANDING FEES (b)
JULY	\$ 26,598	\$ 1,157	\$ 3,865	\$ 540	\$ 1,126	62	\$ 31,869
AUGUST	26,598	1,157	3,865	540	1,126	63	32,379
SEPTEMBER	26,598	1,157	3,865	540	1,126	77	39,426
OCTOBER	26,598	1,157	3,865	540	1,126	77	39,463
NOVEMBER	62,663	3,934	10,198	604	3,994	87	46,925
DECEMBER	62,663	3,934	10,198	604	3,994	94	51,370
JANUARY	62,663	3,934	10,198	604	3,994	93	50,393
FEBRUARY	62,663	3,934	10,198	604	3,994	79	42,885
MARCH	62,663	3,934	10,198	604	3,994	82	44,233
APRIL	62,663	3,934	10,198	604	3,994	94	50,935
MAY	83,331	7,775	13,381	868	4,885	95	51,966
JUNE	83,331	7,775	13,381	868	4,885	99	55,212
TOTALS	\$ 649,032	\$ 43,782	\$ 103,410	\$ 7,520	\$ 38,238	1,002	\$ 537,056

	NUMBER OF REMAIN OVERNIGHTS	REMAIN OVERNIGHT FEES (c)	OPERATIONS FEES (d)	LATE / PENALTY FEES	21-22 MONTHLY REVENUE	20-21 MONTHLY REVENUE	% CHANGE
JULY	1	\$ 149	\$ 2,786	\$ -	\$ 68,090	\$ -	N/A
AUGUST	-	-	2,831	-	68,496	-	N/A
SEPTEMBER	-	-	3,460	-	76,172	-	N/A
OCTOBER	-	-	3,460	-	76,209	-	N/A
NOVEMBER	-	-	2,901	-	131,219	-	N/A
DECEMBER	1	199	3,135	2,500	138,597	-	N/A
JANUARY	-	-	3,102	-	134,888	-	N/A
FEBRUARY	1	199	2,635	-	127,112	102,463	24.06%
MARCH	-	-	2,735	-	128,361	115,614	11.03%
APRIL	-	-	3,135	-	135,463	117,912	14.88%
MAY	-	-	3,240	-	165,446	77,062	114.69%
JUNE	1	204	3,377	-	169,033	72,855	132.01%
TOTALS	4	\$ 751	\$ 36,797	\$ 2,500	\$ 1,419,086	\$ 485,906	192.05%

	FLIGHTS		PASSENGERS		AIR FREIGHT (TONS)	
	DEPARTURES	ARRIVALS	ENPLANED	DEPLANED	ENPLANED	DEPLANED
JULY	62	62	6,377	6,636	-	-
AUGUST	63	63	5,670	5,888	-	-
SEPTEMBER	77	77	6,554	6,688	-	-
OCTOBER	77	77	7,675	7,615	-	-
NOVEMBER	87	87	9,874	9,707	-	-
DECEMBER	94	94	10,075	10,431	-	-
JANUARY	93	93	7,497	8,007	-	-
FEBRUARY	79	79	7,712	8,000	-	-
MARCH	82	82	9,948	9,566	-	-
APRIL	94	94	11,774	11,314	-	-
MAY	95	95	12,396	12,403	-	-
JUNE	99	99	14,759	14,541	-	-
TOTALS	1,002	1,002	110,311	110,796	-	-

NOTE:

- a - Lease effective February 1, 2021.
- b - Landing fee rate per 1,000 pounds at \$3.73 from May 2021, \$3.87 from November 2021, and \$3.90 from May 2022.
- c - Remain overnight fee rate per night at \$149.34 from May 2021, \$199.44 from November 2021, and \$203.98 from May 2022.
- d - Operations fee rate per operation on apron at \$44.93 from May 2021, \$33.35 from November 2021, and \$34.11 from May 2022.

AMERICAN AIRLINES, INC.
CERTIFICATED PASSENGER AIRLINE LEASE

LEASE EXPIRES 12/31/2025

	TERMINAL RENT (f)	MEZZANINE RENT (f)	UTILITIES FEES (f)	JANITORIAL FEES (f)	RAMP EQ STORAGE FEES (f)	CUPPS FEES (f)	NUMBER OF LANDINGS	LANDING FEES (c)
JULY	\$ 416,863	\$ 14,154	\$ 28,584	\$ 78,578	\$ 7,548	\$ 26,774	529	\$ 287,965
AUGUST	416,863	14,154	28,584	78,578	7,548	26,774	501	272,625
SEPTEMBER	416,863	14,154	28,584	78,578	7,548	26,774	487	264,076
OCTOBER	416,863	14,154	28,584	78,578	7,548	26,774	499	271,342
NOVEMBER	343,323	15,750	22,365	57,974	9,504	22,706	485	273,126
DECEMBER	343,323	15,750	22,365	57,974	9,504	22,706	490	277,656
JANUARY	343,323	15,750	22,365	57,974	9,504	22,706	493	270,699
FEBRUARY	343,323	15,750	22,365	57,974	9,504	22,706	427	236,750
MARCH	343,323	15,750	22,365	57,974	9,504	22,706	521	293,620
APRIL	343,323	15,750	22,365	57,974	9,504	22,706	527	298,652
MAY	383,993	15,915	38,214	64,021	10,133	23,233	545	310,704
JUNE	383,993	15,915	38,214	64,021	10,133	23,233	517	299,402
TOTALS	\$ 4,495,376	\$ 182,946	\$ 324,954	\$ 790,198	\$ 107,482	\$ 289,798	6,021	\$ 3,356,617

	NUMBER OF REMAIN OVERNIGHTS	REMAIN OVERNIGHT FEES (d)	OPERATIONS FEES (e)	LATE / PENALTY FEES	21-22 MONTHLY REVENUE	20-21 MONTHLY REVENUE	% CHANGE
JULY	153	\$ 22,849	\$ 23,768	\$ -	\$ 907,083	\$ 675,293	34.32%
AUGUST	154	22,998	22,420	-	890,544	692,621	28.58%
SEPTEMBER	164	24,492	21,926	-	882,995	643,560	37.20%
OCTOBER	155	23,148	22,465	-	889,456	660,425	34.68%
NOVEMBER	147	29,318	16,141	5,000	795,207	531,583	49.59%
DECEMBER	152	30,315	16,342	-	795,935	542,367	46.75%
JANUARY	156	31,113	16,442	-	789,876	524,635	50.56%
FEBRUARY	146	29,118	14,240	-	751,730	503,137	49.41%
MARCH	155	30,913	17,375	-	813,530	588,670	38.20%
APRIL	150	29,916	17,609	-	817,799	601,194	36.03%
MAY	165	33,657	18,556	-	898,426	859,593	4.52%
JUNE	145	29,577	17,635	5,000	887,123	865,124	2.54%
TOTALS	1,842	\$ 337,414	\$ 224,919	\$ 10,000	\$ 10,119,704	\$ 7,688,202	31.63%

	FLIGHTS		PASSENGERS		AIR FREIGHT (TONS)	
	DEPARTURES	ARRIVALS	ENPLANED	DEPLANED	ENPLANED	DEPLANED
JULY	529	529	77,662	82,836	0.62	0.95
AUGUST	499	501	68,558	69,683	0.32	1.04
SEPTEMBER	488	487	61,984	62,922	0.09	0.95
OCTOBER	500	499	69,220	72,683	0.26	1.20
NOVEMBER	484	485	68,159	69,492	0.42	1.27
DECEMBER	490	490	70,277	72,638	0.16	0.65
JANUARY	493	493	47,226	48,536	1.06	1.51
FEBRUARY	427	427	51,449	52,600	0.45	1.24
MARCH	521	521	76,521	77,891	1.51	1.62
APRIL	528	527	76,480	80,396	0.31	0.90
MAY	544	545	74,085	81,815	1.02	1.97
JUNE	517	517	80,852	80,614	0.27	1.37
TOTALS	6,020	6,021	822,473	852,106	6.49	14.67

NOTE:

a - Leases effective December 13, 2016 and expired December 31, 2020. Airline club room lease is month-to-month.

b - Lease effective January 1, 2021.

c - Landing fee rate per 1,000 pounds at \$3.73 from May 2021, \$3.87 from November 2021, and \$3.90 from May 2022.

d - Remain overnight fee rate per night at \$149.34 from May 2021, \$199.44 from November 2021, and \$203.98 from May 2022.

e - Operations fee rate per operation on apron at \$44.93 from May 2021, \$33.35 from November 2021, and \$34.11 from May 2022.

f - Due to the COVID-19 pandemic, beginning March 1, 2020 to June 30, 2020, terminal rent was deferred. Lessee was required to continue payment of all other activity-based fees during the deferral period. All deferred rent was paid by December 31, 2020.

PM 1121-300-71 (a)
 PM 1121-300-82 (b)

DELTA AIR LINES
CERTIFICATED PASSENGER AIRLINE LEASE
 LEASE EXPIRES 12/31/2025

	TERMINAL	UTILITIES	JANITORIAL	RAMP EQ	CUPPS	NUMBER OF	LANDING
	RENT (f)	FEES (f)	FEES (f)	STORAGE FEES (f)	FEES (f)	LANDINGS	FEES (c)
JULY	\$ 214,306	\$ 10,004	\$ 33,254	\$ 5,337	\$ 9,721	246	\$ 124,803
AUGUST	214,306	10,004	33,254	5,337	9,721	260	134,001
SEPTEMBER	214,306	10,004	33,254	5,337	9,721	327	166,840
OCTOBER	214,306	10,004	33,254	5,337	9,721	392	198,978
NOVEMBER	165,050	14,597	37,838	6,721	14,820	372	196,303
DECEMBER	165,050	14,597	37,838	6,721	14,820	342	181,392
JANUARY	165,050	14,597	37,838	6,721	14,820	332	175,066
FEBRUARY	165,050	14,597	37,838	6,721	14,820	299	156,054
MARCH	165,050	14,597	37,838	6,721	14,820	365	191,716
APRIL	165,050	14,597	37,838	6,721	14,820	360	191,480
MAY	165,329	23,325	38,530	6,248	13,937	366	197,848
JUNE	165,329	23,325	38,530	6,248	13,937	391	210,490
TOTALS	\$ 2,178,182	\$ 174,248	\$ 437,104	\$ 74,170	\$ 155,678	4,052	\$ 2,124,971

	NUMBER OF	REMAIN	OPERATIONS	LATE /	21-22	20-21	% CHANGE
	REMAIN OVERNIGHTS	OVERNIGHT FEES (d)	FEES (e)	PENALTY FEES	MONTHLY REVENUE	MONTHLY REVENUE	
JULY	92	\$ 13,739	\$ 11,053	\$ 1,637	\$ 423,854	\$ 372,249	13.86%
AUGUST	93	13,889	11,682	-	432,194	374,724	15.34%
SEPTEMBER	108	16,129	14,647	-	470,238	369,760	27.17%
OCTOBER	124	18,518	17,613	-	507,731	385,792	31.61%
NOVEMBER	119	23,733	12,406	3,060	474,528	483,390	-1.83%
DECEMBER	121	24,132	11,372	-	455,922	499,517	-8.73%
JANUARY	118	23,534	11,139	-	448,765	506,499	-11.40%
FEBRUARY	105	20,941	9,972	-	425,993	489,227	-12.93%
MARCH	122	24,332	12,139	-	467,213	512,742	-8.88%
APRIL	120	23,933	11,973	-	466,412	514,168	-9.29%
MAY	128	26,109	12,518	2,625	486,469	417,820	16.43%
JUNE	119	24,274	13,269	450	495,852	408,273	21.45%
TOTALS	1,369	\$ 253,263	\$ 149,783	\$ 7,772	\$ 5,555,171	\$ 5,334,161	4.14%

	FLIGHTS		PASSENGERS		AIR FREIGHT (TONS)	
	DEPARTURES	ARRIVALS	ENPLANED	DEPLANED	ENPLANED	DEPLANED
JULY	246	246	29,539	29,841	39.08	11.93
AUGUST	260	260	31,969	32,032	20.20	4.25
SEPTEMBER	326	327	34,708	36,094	24.90	7.90
OCTOBER	392	392	42,671	44,115	26.19	13.00
NOVEMBER	372	372	41,135	42,602	20.87	11.00
DECEMBER	341	342	39,309	40,985	22.16	2.36
JANUARY	334	332	32,159	32,833	20.06	9.52
FEBRUARY	299	299	33,379	33,341	14.39	3.17
MARCH	364	365	42,873	43,049	16.10	1.65
APRIL	359	360	42,957	43,537	21.12	10.76
MAY	367	366	45,198	44,660	17.89	11.17
JUNE	389	391	47,703	46,440	11.37	14.29
TOTALS	4,049	4,052	463,600	469,529	254.33	101.00

NOTE:

- a - Lease effective December 13, 2016 and expired December 31, 2020.
- b - Lease effective January 1, 2021.
- c - Landing fee rate per 1,000 pounds at \$3.73 from May 2021, \$3.87 from November 2021, and \$3.90 from May 2022.
- d - Remain overnight fee rate per night at \$149.34 from May 2021, \$199.44 from November 2021, and \$203.98 from May 2022.
- e - Operations fee rate per operation on apron at \$44.93 from May 2021, \$33.35 from November 2021, and \$34.11 from May 2022.
- f - Due to the COVID-19 pandemic, beginning March 1, 2020 to September 30, 2020, terminal rent was deferred. Lessee was required to continue payment of all other activity-based fees during the deferral period. All deferred rent was paid by June 30, 2021.

PM 1121-300-72 (a)
PM 1121-300-83 (b)

FRONTIER AIRLINES, INC.
CERTIFICATED PASSENGER AIRLINE LEASE
LEASE EXPIRES 12/31/2025

	TERMINAL RENT (f)	UTILITIES FEES (f)	JANITORIAL FEES (f)	RAMP EQ STORAGE FEES (f)	CUPPS FEES (f)	NUMBER OF LANDINGS	LANDING FEES (c)
JULY	\$ 80,079	\$ 5,438	15,445	\$ 1,214	\$ 5,124	87	\$ 46,285
AUGUST	80,079	5,438	15,445	1,214	5,124	93	49,497
SEPTEMBER	80,079	5,438	15,445	1,214	5,124	90	47,963
OCTOBER	80,079	5,438	15,445	1,214	5,124	92	49,137
NOVEMBER	75,761	5,027	13,031	1,529	5,104	89	49,316
DECEMBER	75,761	5,027	13,031	1,529	5,104	87	48,098
JANUARY	75,761	5,027	13,031	1,529	5,104	87	48,068
FEBRUARY	75,761	5,027	13,031	1,529	5,104	80	44,216
MARCH	75,761	5,027	13,031	1,529	5,104	85	46,938
APRIL	75,761	5,027	13,031	1,529	5,104	89	49,272
MAY	91,997	9,363	15,948	1,630	5,808	92	51,287
JUNE	91,997	9,363	15,948	1,630	5,808	90	50,030
TOTALS	\$ 958,876	\$ 70,640	\$ 171,862	\$ 17,290	\$ 62,736	1,061	\$ 580,107

	NUMBER OF REMAIN OVERNIGHTS	REMAIN OVERNIGHT FEES (d)	OPERATIONS FEES (e)	LATE / PENALTY FEES	21-22 MONTHLY REVENUE	20-21 MONTHLY REVENUE	% CHANGE
JULY	-	\$ -	\$ 3,909	\$ 6,789	\$ 164,283	\$ 110,706	48.40%
AUGUST	2	299	4,178	2,414	163,688	112,321	45.73%
SEPTEMBER	-	-	4,044	-	159,307	113,648	40.18%
OCTOBER	-	-	4,134	-	160,571	118,916	35.03%
NOVEMBER	-	-	2,968	-	152,736	117,893	29.55%
DECEMBER	-	-	2,901	28,886	180,337	104,302	72.90%
JANUARY	1	199	2,901	-	151,620	104,057	45.71%
FEBRUARY	-	-	2,668	1,669	149,005	106,538	39.86%
MARCH	-	-	2,835	6,350	156,575	137,892	13.55%
APRIL	-	-	2,968	1,607	154,299	129,382	19.26%
MAY	-	-	3,138	-	179,171	148,635	20.54%
JUNE	1	204	3,070	13,328	191,378	161,676	18.37%
TOTALS	4	\$ 702	\$ 39,714	\$ 61,043	\$ 1,962,970	\$ 1,465,966	33.90%

	FLIGHTS		PASSENGERS		AIR FREIGHT (TONS)	
	DEPARTURES	ARRIVALS	ENPLANED	DEPLANED	ENPLANED	DEPLANED
JULY	87	87	13,322	13,245	-	-
AUGUST	93	93	13,205	12,361	-	-
SEPTEMBER	90	90	11,686	11,481	-	-
OCTOBER	92	92	13,266	13,103	-	-
NOVEMBER	89	89	12,424	12,684	-	-
DECEMBER	87	87	13,231	12,225	-	-
JANUARY	87	87	10,029	10,325	-	-
FEBRUARY	80	80	10,902	10,399	-	-
MARCH	85	85	13,066	12,298	-	-
APRIL	89	89	14,157	13,581	-	-
MAY	92	92	14,350	13,909	-	-
JUNE	90	90	14,534	13,407	-	-
TOTALS	1,061	1,061	154,172	149,018	-	-

NOTE:

- a - Lease effective December 13, 2016 and expired December 31, 2020.
- b - Lease effective January 1, 2021.
- c - Landing fee rate per 1,000 pounds at \$3.73 from May 2021, \$3.87 from November 2021, and \$3.90 from May 2022.
- d - Remain overnight fee rate per night at \$149.34 from May 2021, \$199.44 from November 2021, and \$203.98 from May 2022.
- e - Operations fee rate per operation on apron at \$44.93 from May 2021, \$33.35 from November 2021, and \$34.11 from May 2022.
- f - Due to the COVID-19 pandemic, beginning March 1, 2020 to September 30, 2020, terminal rent was deferred. Lessee was required to continue payment of all other activity-based fees during the deferral period. All deferred rent was paid by June 30, 2021.

HORIZON AIR INDUSTRIES, INC.
CERTIFICATED PASSENGER AIRLINE OPERATING LEASE
MONTH TO MONTH

	TERMINAL RENT (f)	UTILITIES FEES (f)	JANITORIAL FEES (f)	RAMP EQ STORAGE FEES (f)	CUPPS FEES (f)	NUMBER OF LANDINGS	LANDING FEES (c)
JULY	\$ 140,952	\$ 8,864	\$ 26,428	\$ 2,227	\$ 8,428	196	\$ 54,800
AUGUST	140,952	8,864	26,428	2,227	8,428	161	45,014
SEPTEMBER	140,952	8,864	26,428	2,227	8,428	113	31,594
OCTOBER	140,952	8,864	26,428	2,227	8,428	77	21,528
NOVEMBER	32,656	3,833	9,935	1,006	3,891	101	29,298
DECEMBER	32,656	3,833	9,935	1,006	3,891	94	27,268
JANUARY	32,656	3,833	9,935	1,006	3,891	18	5,221
FEBRUARY	32,656	3,833	9,935	1,006	3,891	51	14,794
MARCH	32,656	3,833	9,935	1,006	3,891	92	26,687
APRIL	32,656	3,833	9,935	1,006	3,891	107	31,039
MAY	22,707	4,712	7,273	888	2,589	77	22,509
JUNE	22,707	4,712	7,273	888	2,589	56	16,370
TOTALS	\$ 805,158	\$ 67,878	\$ 179,868	\$ 16,720	\$ 62,236	1,143	\$ 326,122

	NUMBER OF REMAIN OVERNIGHTS	REMAIN OVERNIGHT FEES (d)	OPERATIONS FEES (e)	LATE / PENALTY FEES	21-22 MONTHLY REVENUE	20-21 MONTHLY REVENUE	% CHANGE
JULY	55	\$ 8,214	\$ 8,851	\$ -	\$ 258,764	\$ 157,397	64.40%
AUGUST	29	4,331	7,279	-	243,523	164,281	48.24%
SEPTEMBER	23	3,435	5,077	-	227,005	147,381	54.03%
OCTOBER	1	149	3,460	-	212,036	137,484	54.23%
NOVEMBER	-	-	3,368	-	83,987	240,160	-65.03%
DECEMBER	-	-	3,135	-	81,724	251,166	-67.46%
JANUARY	1	199	600	-	57,341	243,721	-76.47%
FEBRUARY	-	-	1,701	-	67,816	218,783	-69.00%
MARCH	-	-	3,068	-	81,076	229,433	-64.66%
APRIL	5	997	3,568	-	86,925	236,347	-63.22%
MAY	10	2,040	2,626	-	65,344	252,124	-74.08%
JUNE	10	2,040	1,910	508	58,997	260,790	-77.38%
TOTALS	134	\$ 21,405	\$ 44,643	\$ 508	\$ 1,524,538	\$ 2,539,067	-39.96%

	FLIGHTS		PASSENGERS		AIR FREIGHT (TONS)	
	DEPARTURES	ARRIVALS	ENPLANED	DEPLANED	ENPLANED	DEPLANED
JULY	197	196	13,736	13,404	0.10	1.10
AUGUST	162	161	10,743	10,359	0.30	0.50
SEPTEMBER	113	113	6,459	6,559	-	-
OCTOBER	77	77	4,834	4,939	-	-
NOVEMBER	101	101	6,282	6,356	0.10	0.10
DECEMBER	94	94	6,432	6,778	0.10	0.20
JANUARY	18	18	945	944	-	-
FEBRUARY	51	51	3,375	3,395	-	0.60
MARCH	92	92	6,019	6,139	-	0.40
APRIL	107	107	7,268	7,232	0.20	0.50
MAY	77	77	4,984	4,618	0.10	0.10
JUNE	56	56	3,551	3,707	0.10	-
TOTALS	1,145	1,143	74,628	74,430	1.00	3.50

NOTE:

- a - Lease effective December 13, 2016 and expired December 31, 2020.
- b - Lease effective January 1, 2021, conducted in accordance with an agreement with Alaska Airlines. Term of license continues on a month-to-month basis until terminated by either party.
- c - Landing fee rate per 1,000 pounds at \$3.73 from May 2021, \$3.87 from November 2021, and \$3.90 from May 2022.
- d - Remain overnight fee rate per night at \$149.34 from May 2021, \$199.44 from November 2021, and \$203.98 from May 2022.
- e - Operations fee rate per operation on apron at \$44.93 from May 2021, \$33.35 from November 2021, and \$34.11 from May 2022.
- f - Due to the COVID-19 pandemic, beginning March 1, 2020 to September 30, 2020, terminal rent was deferred. Lessee was required to continue payment of all other activity-based fees during the deferral period. All deferred rent was paid by June 30, 2021.

SKYWEST AIRLINES, INC. (COMMERCIAL)
CERTIFICATED PASSENGER AIRLINE OPERATING LICENSE
MONTH TO MONTH

	TERMINAL RENT (f)	UTILITIES FEES (f)	JANITORIAL FEES (f)	CUPPS FEES (f)	NUMBER OF LANDINGS	LANDING FEES (c)	NUMBER OF REMAIN OVERNIGHTS
JULY	\$ 130,918	\$ 8,413	\$ 23,534	\$ 7,905	190	\$ 53,122	37
AUGUST	130,918	8,413	23,534	7,905	192	53,681	47
SEPTEMBER	130,918	8,413	23,534	7,905	140	39,143	19
OCTOBER	130,918	8,413	23,534	7,905	145	40,540	30
NOVEMBER	73,158	3,065	7,946	3,112	136	39,451	27
DECEMBER	73,158	3,065	7,946	3,112	145	42,062	29
JANUARY	73,158	3,065	7,946	3,112	215	62,367	30
FEBRUARY	73,158	3,065	7,946	3,112	169	49,024	27
MARCH	73,158	3,065	7,946	3,112	133	38,581	29
APRIL	73,158	3,065	7,946	3,112	188	54,535	28
MAY	130,635	10,670	19,713	7,304	232	67,821	24
JUNE	130,635	10,670	19,713	7,304	234	68,405	21
TOTALS	\$ 1,223,890	\$ 73,382	\$ 181,238	\$ 64,900	2,119	\$ 608,732	348

	REMAIN OVERNIGHT FEES (d)	OPERATIONS FEES (e)	LATE / PENALTY FEES	21-22 MONTHLY REVENUE	20-21 MONTHLY REVENUE	% CHANGE
JULY	\$ 5,526	\$ 8,537	\$ 448	\$ 238,403	\$ 167,627	42.22%
AUGUST	7,019	8,627	479	240,576	168,315	42.93%
SEPTEMBER	2,837	6,335	-	219,085	159,941	36.98%
OCTOBER	4,480	6,515	-	222,305	173,780	27.92%
NOVEMBER	5,385	4,536	303	136,956	183,963	-25.55%
DECEMBER	5,784	4,836	-	139,963	175,823	-20.40%
JANUARY	5,983	7,170	-	162,801	179,494	-9.30%
FEBRUARY	5,385	5,636	-	147,326	173,097	-14.89%
MARCH	5,784	4,436	-	136,082	185,200	-26.52%
APRIL	5,584	6,303	-	153,703	185,331	-17.07%
MAY	4,896	7,914	161	249,114	237,455	4.91%
JUNE	4,284	7,948	1,025	249,984	234,878	6.43%
TOTALS	\$ 62,947	\$ 78,793	\$ 2,416	\$ 2,296,298	\$ 2,224,904	3.21%

	FLIGHTS		PASSENGERS		AIR FREIGHT (TONS)	
	DEPARTURES	ARRIVALS	ENPLANED	DEPLANED	ENPLANED	DEPLANED
JULY	190	190	10,696	12,766	0.10	1.20
AUGUST	192	192	10,394	12,183	-	0.40
SEPTEMBER	141	140	8,400	9,001	-	0.90
OCTOBER	145	145	9,478	9,438	-	0.80
NOVEMBER	136	136	9,138	8,998	-	1.00
DECEMBER	145	145	9,450	9,736	-	0.80
JANUARY	215	215	10,313	10,718	-	1.00
FEBRUARY	169	169	10,278	9,603	-	0.20
MARCH	133	133	9,232	8,730	-	0.60
APRIL	189	188	13,168	12,661	-	-
MAY	232	232	15,446	14,940	0.20	1.40
JUNE	233	234	15,665	15,944	-	0.50
TOTALS	2,120	2,119	131,658	134,718	0.30	8.80

NOTE:

- a - Lease effective December 13, 2016 and expired December 31, 2020.
- b - Lease effective January 1, 2021, conducted in accordance with an agreement with Alaska Airlines, Delta Airlines, and United Airlines. Term of license continues on a month-to-month basis until terminated by either party.
- c - Landing fee rate per 1,000 pounds at \$3.73 from May 2021, \$3.87 from November 2021, and \$3.90 from May 2022.
- d - Remain overnight fee rate per night at \$149.34 from May 2021, \$199.44 from November 2021, and \$203.98 from May 2022.
- e - Operations fee rate per operation on apron at \$44.93 from May 2021, \$33.35 from November 2021, and \$34.11 from May 2022.
- f - Due to the COVID-19 pandemic, beginning March 1, 2020 to September 30, 2020, terminal rent was deferred. Lessee was required to continue payment of all other activity-based fees during the deferral period. All deferred rent was paid by June 30, 2021.

SOUTHWEST AIRLINES CO.
CERTIFICATED PASSENGER AIRLINE LEASE
LEASE EXPIRES 12/31/2025

	TERMINAL RENT (f)	UTILITIES FEES (f)	JANITORIAL FEES (f)	RAMP EQ STORAGE FEES (f)	CUPPS FEES (f)	CBP FEES (f),(g)	IAF FEES (f)	NUMBER OF LANDINGS
JULY	\$ 851,232	\$ 59,634	\$ 166,569	\$ 13,443	\$ 56,018	\$ (215)	\$ 46,941	1,542
AUGUST	851,232	59,634	166,569	13,443	56,018	(215)	46,941	1,540
SEPTEMBER	851,232	59,634	166,569	13,443	56,018	(215)	46,941	1,488
OCTOBER	851,232	59,634	166,569	13,443	56,018	(215)	46,941	1,409
NOVEMBER	818,953	57,368	148,705	16,924	58,242	79,633	97,586	1,414
DECEMBER	818,953	57,368	148,705	16,924	58,242	79,633	97,586	1,434
JANUARY	818,953	57,368	148,705	16,924	58,242	79,633	97,586	1,425
FEBRUARY	818,953	57,368	148,705	16,924	58,242	79,633	97,586	1,405
MARCH	818,953	57,368	148,705	16,924	58,242	79,633	97,586	1,533
APRIL	818,953	57,368	148,705	16,924	58,242	79,633	97,586	1,499
MAY	920,045	97,377	162,924	18,049	59,106	79,634	102,604	1,578
JUNE	920,045	97,377	162,924	18,049	59,106	79,634	102,604	1,527
TOTALS	\$ 10,158,736	\$ 777,498	\$ 1,884,354	\$ 191,414	\$ 691,736	\$ 636,206	\$ 978,488	17,794

	NUMBER OF LANDING FEES (c)	REMAIN OVERNIGHTS	REMAIN OVERNIGHT FEES (d)	OPERATIONS FEES (e)	LATE / PENALTY FEES	21-22 MONTHLY REVENUE	20-21 MONTHLY REVENUE	% CHANGE
JULY	\$ 766,739	253	\$ 37,783	\$ 69,327	\$ -	\$ 2,067,471	\$ 1,398,301	47.86%
AUGUST	758,667	255	38,082	69,192	5,000	2,064,563	1,391,428	48.38%
SEPTEMBER	728,217	246	36,738	66,856	-	2,025,433	1,292,051	56.76%
OCTOBER	690,999	260	38,828	63,306	-	1,986,755	1,286,198	54.47%
NOVEMBER	705,637	245	48,863	47,157	-	2,079,068	1,303,411	59.51%
DECEMBER	712,212	254	50,658	47,724	-	2,088,005	1,302,592	60.30%
JANUARY	712,130	260	51,854	47,524	-	2,088,919	1,360,210	53.57%
FEBRUARY	705,767	240	47,866	46,890	-	2,077,934	1,323,243	57.03%
MARCH	770,368	256	51,057	51,126	-	2,149,962	1,534,341	40.12%
APRIL	754,303	247	49,262	49,958	5,000	2,135,934	1,532,948	39.34%
MAY	801,902	261	53,239	53,860	-	2,348,740	1,848,524	27.06%
JUNE	790,636	260	53,035	52,052	-	2,335,462	1,993,127	17.18%
TOTALS	\$ 8,897,577	3,037	\$ 557,265	\$ 664,972	\$ 10,000	\$ 25,448,246	\$ 17,566,374	44.87%

	FLIGHTS		PASSENGERS		AIR FREIGHT (TONS)	
	DEPARTURES	ARRIVALS	ENPLANED	DEPLANED	ENPLANED	DEPLANED
JULY	1,543	1,542	179,559	183,373	54.51	56.78
AUGUST	1,540	1,540	169,227	166,443	65.06	35.76
SEPTEMBER	1,488	1,488	151,551	152,163	76.81	30.17
OCTOBER	1,409	1,409	163,264	163,928	67.41	35.94
NOVEMBER	1,414	1,414	157,657	160,022	76.62	63.26
DECEMBER	1,431	1,434	156,677	159,093	55.66	52.75
JANUARY	1,425	1,425	115,821	114,892	50.89	47.70
FEBRUARY	1,406	1,405	137,221	138,550	62.02	55.90
MARCH	1,533	1,533	168,790	167,312	65.74	64.58
APRIL	1,498	1,499	172,200	173,230	59.98	70.11
MAY	1,579	1,578	177,679	179,511	42.44	41.69
JUNE	1,526	1,527	174,411	176,206	46.37	49.57
TOTALS	17,792	17,794	1,924,057	1,934,723	723.51	604.21

NOTE:

- a - Lease effective December 13, 2016 and expired December 31, 2020.
- b - Lease effective January 1, 2021.
- c - Landing fee rate per 1,000 pounds at \$3.73 from May 2021, \$3.87 from November 2021, and \$3.90 from May 2022.
- d - Remain overnight fee rate per night at \$149.34 from May 2021, \$199.44 from November 2021, and \$203.98 from May 2022.
- e - Operations fee rate per operation on apron at \$44.93 from May 2021, \$33.35 from November 2021, and \$34.11 from May 2022.
- f - Due to the COVID-19 pandemic, beginning March 1, 2020 to September 30, 2020, terminal rent was deferred. Lessee was required to continue payment of all other activity-based fees during the deferral period. All deferred rent was paid by June 30, 2021.
- g - Due to the mid-year adjustments, credits are spread out monthly.

SPIRIT AIRLINES, INC.
CERTIFICATED PASSENGER AIRLINE LEASE
 LEASE EXPIRES 12/31/2025

	TERMINAL RENT	UTILITIES FEES (e)	JANITORIAL FEES	RAMP EQ STORAGE FEES	CUPPS FEES (e)	NUMBER OF LANDINGS	LANDING FEES (b)
JULY	\$ 954	\$ (1,091)	\$ 861	\$ 942	\$ (786)	142	\$ 78,518
AUGUST	954	(1,091)	861	942	(786)	142	78,437
SEPTEMBER	954	(1,091)	861	942	(786)	150	82,975
OCTOBER	954	(1,091)	861	942	(786)	152	80,970
NOVEMBER	78,184	5,804	15,044	1,006	5,892	148	83,047
DECEMBER	78,184	5,804	15,044	1,006	5,892	144	82,574
JANUARY	78,184	5,804	15,044	1,006	5,892	151	84,569
FEBRUARY	78,184	5,804	15,044	1,006	5,892	135	75,995
MARCH	78,184	5,804	15,044	1,006	5,892	123	70,600
APRIL	78,184	5,804	15,044	1,006	5,892	141	80,640
MAY	129,543	13,513	23,857	1,699	8,757	154	88,449
JUNE	129,543	13,513	23,857	1,699	8,757	148	85,357
TOTALS	\$ 732,006	\$ 57,486	\$ 141,422	\$ 13,202	\$ 49,722	1,730	\$ 972,131

	NUMBER OF REMAIN OVERNIGHTS	REMAIN OVERNIGHT FEES (c)	OPERATIONS FEES (d)	LATE / PENALTY FEES	21-22 MONTHLY REVENUE	20-21 MONTHLY REVENUE	% CHANGE
JULY	31	\$ 4,630	\$ 6,380	\$ -	\$ 90,408	\$ -	N/A
AUGUST	27	4,032	6,380	-	89,729	-	N/A
SEPTEMBER	30	4,480	6,740	-	95,075	-	N/A
OCTOBER	33	4,928	6,784	-	93,562	-	N/A
NOVEMBER	15	2,992	5,003	-	196,972	148,737	32.43%
DECEMBER	-	-	4,802	4,176	197,482	172,013	14.81%
JANUARY	1	199	5,003	-	195,701	190,313	2.83%
FEBRUARY	12	2,393	4,469	2,500	191,287	160,157	19.44%
MARCH	32	6,382	4,135	2,000	189,047	139,169	35.84%
APRIL	27	5,385	4,702	-	196,657	139,789	40.68%
MAY	36	7,343	5,219	-	278,380	11,458	2329.57%
JUNE	31	6,323	5,082	-	274,131	45,889	497.38%
TOTALS	275	\$ 49,087	\$ 64,699	\$ 8,676	\$ 2,088,431	\$ 1,007,525	107.28%

	FLIGHTS		PASSENGERS		AIR FREIGHT (TONS)	
	DEPARTURES	ARRIVALS	ENPLANED	DEPLANED	ENPLANED	DEPLANED
JULY	142	142	18,691	18,329	-	-
AUGUST	142	142	14,601	14,600	-	-
SEPTEMBER	150	150	16,563	16,335	-	-
OCTOBER	151	152	17,482	16,945	-	-
NOVEMBER	150	148	17,784	17,620	-	-
DECEMBER	144	144	16,574	17,252	-	-
JANUARY	150	151	14,156	13,919	-	-
FEBRUARY	134	135	13,998	13,984	-	-
MARCH	124	123	14,464	14,644	-	-
APRIL	141	141	17,284	16,296	-	-
MAY	153	154	19,126	19,401	-	-
JUNE	149	148	18,179	17,522	-	-
TOTALS	1,730	1,730	198,902	196,847	-	-

NOTE:

a - Lease effective November 1, 2020.

b - Landing fee rate per 1,000 pounds at \$3.73 from May 2021, \$3.87 from November 2021, and \$3.90 from May 2022.

c - Remain overnight fee rate per night at \$149.34 from May 2021, \$199.44 from November 2021, and \$203.98 from May 2022.

d - Operations fee rate per operation on apron at \$44.93 from May 2021, \$33.35 from November 2021, and \$34.11 from May 2022.

e - Due to the mid-year adjustments, credits are spread out monthly.

SUN COUNTRY, INC.
dba SUN COUNTRY AIRLINES
CERTIFICATED PASSENGER AIRLINE LEASE
LEASE TERMINATED 03/31/2022

	TERMINAL RENT	UTILITIES FEES	JANITORIAL FEES	RAMP EQ STORAGE FEES	CUPPS FEES	NUMBER OF LANDINGS	LANDING FEES (b)
JULY	\$ 25,000	\$ 1,173	\$ 2,811	\$ 67	\$ 1,073	18	\$ 8,594
AUGUST	25,000	1,173	2,811	67	1,073	18	8,662
SEPTEMBER	25,000	1,173	2,811	67	1,073	17	8,116
OCTOBER	25,000	1,173	2,811	67	1,073	18	9,003
NOVEMBER	40,100	2,296	5,952	202	2,331	17	8,492
DECEMBER	40,100	2,296	5,952	202	2,331	17	8,704
JANUARY	40,100	2,296	5,952	202	2,331	5	2,548
FEBRUARY	40,100	2,296	5,952	202	2,331	-	-
MARCH	40,100	2,296	5,952	202	2,331	-	-
APRIL	-	-	-	-	-	-	-
MAY	-	-	-	-	-	-	-
JUNE	-	-	-	-	-	-	-
TOTALS	\$ 300,500	\$ 16,172	\$ 41,004	\$ 1,278	\$ 15,947	110	\$ 54,119

	NUMBER OF REMAIN OVERNIGHTS	REMAIN OVERNIGHT FEES (c)	OPERATIONS FEES (d)	LATE / PENALTY FEES	21-22 MONTHLY REVENUE	20-21 MONTHLY REVENUE	% CHANGE
JULY	-	\$ -	\$ 809	\$ -	\$ 39,527	\$ -	N/A
AUGUST	-	-	809	1,556	41,151	-	N/A
SEPTEMBER	-	-	764	592	39,596	-	N/A
OCTOBER	-	-	809	242	40,178	-	N/A
NOVEMBER	-	-	567	-	59,940	-	N/A
DECEMBER	1	199	567	863	61,214	-	N/A
JANUARY	-	-	167	234	53,830	-	N/A
FEBRUARY	-	-	-	242	51,123	-	N/A
MARCH	-	-	-	863	51,744	-	N/A
APRIL	-	-	-	-	-	-	N/A
MAY	-	-	-	-	-	35,347	-100.00%
JUNE	-	-	-	-	-	38,482	-100.00%
TOTALS	1	\$ 199	\$ 4,492	\$ 4,592	\$ 438,303	\$ 73,829	493.67%

	FLIGHTS		PASSENGERS		AIR FREIGHT (TONS)	
	DEPARTURES	ARRIVALS	ENPLANED	DEPLANED	ENPLANED	DEPLANED
JULY	18	18	2,210	2,238	-	-
AUGUST	18	18	1,998	2,034	-	-
SEPTEMBER	17	17	1,528	1,665	-	-
OCTOBER	18	18	1,722	1,840	-	-
NOVEMBER	17	17	1,676	1,807	-	-
DECEMBER	17	17	1,753	1,765	-	-
JANUARY	5	5	463	487	-	-
FEBRUARY	-	-	-	-	-	-
MARCH	-	-	-	-	-	-
APRIL	-	-	-	-	-	-
MAY	-	-	-	-	-	-
JUNE	-	-	-	-	-	-
TOTALS	110	110	11,350	11,836	-	-

NOTE:

a - Lease terminated March 31, 2022.

b - Landing fee rate per 1,000 pounds at \$3.73 from May 2021, \$3.87 from November 2021, and \$3.90 from May 2022.

c - Remain overnight fee rate per night at \$149.34 from May 2021, \$199.44 from November 2021, and \$203.98 from May 2022.

d - Operations fee rate per operation on apron at \$44.93 from May 2021, \$33.35 from November 2021, and \$34.11 from May 2022.

UNITED AIRLINES, INC.
CERTIFICATED PASSENGER AIRLINE LEASE

LEASE EXPIRES 12/31/2025

	TERMINAL	MEZZANINE	UTILITIES	JANITORIAL	RAMP EQ STORAGE	CUPPS	NUMBER OF	LANDING
	RENT (f)	RENT (f)	FEES (f)	FEES (f)	FEES (f)	FEES (f)	LANDINGS	FEES (c)
JULY	\$ 159,966	\$ 14,063	\$ 11,157	\$ 36,786	\$ 10,467	\$ 10,824	385	\$ 196,339
AUGUST	159,966	14,063	11,157	36,786	10,467	10,824	383	195,545
SEPTEMBER	159,966	14,063	11,157	36,786	10,467	10,824	424	218,993
OCTOBER	159,966	14,063	11,157	36,786	10,467	10,824	475	245,966
NOVEMBER	329,948	15,648	23,280	60,346	13,181	23,635	451	243,703
DECEMBER	329,948	15,648	23,280	60,346	13,181	23,635	459	247,289
JANUARY	329,948	15,648	23,280	60,346	13,181	23,635	489	262,121
FEBRUARY	329,948	15,648	23,280	60,346	13,181	23,635	461	247,739
MARCH	329,948	15,648	23,280	60,346	13,181	23,635	544	291,085
APRIL	329,948	15,648	23,280	60,346	13,181	23,635	552	297,532
MAY	280,998	16,017	31,043	49,051	13,018	17,560	577	314,234
JUNE	280,998	16,017	31,043	49,051	13,018	17,560	574	313,235
TOTALS	\$ 3,181,548	\$ 182,174	\$ 246,394	\$ 607,322	\$ 146,990	\$ 220,226	5,774	\$ 3,073,781

	NUMBER OF REMAIN OVERNIGHTS	REMAIN OVERNIGHT FEES (d)	OPERATIONS FEES (e)	LATE / PENALTY FEES	21-22 MONTHLY REVENUE	20-21 MONTHLY REVENUE	% CHANGE
JULY	150	\$ 22,401	\$ 17,298	\$ -	\$ 479,301	\$ 660,487	-27.43%
AUGUST	145	21,654	17,253	2,373	480,088	651,715	-26.33%
SEPTEMBER	150	22,401	19,005	3,617	507,279	648,021	-21.72%
OCTOBER	150	22,401	21,297	-	532,927	647,470	-17.69%
NOVEMBER	171	34,104	15,041	4,006	762,892	455,634	67.44%
DECEMBER	169	33,705	15,341	4,443	766,816	469,493	63.33%
JANUARY	173	34,503	16,275	-	778,937	462,042	68.59%
FEBRUARY	159	31,711	15,374	5,000	765,862	447,005	71.33%
MARCH	175	34,902	18,142	-	810,167	459,581	76.28%
APRIL	167	33,306	18,476	-	815,352	459,637	77.39%
MAY	175	35,697	19,613	-	777,231	378,613	105.28%
JUNE	172	35,085	19,613	5,000	780,620	395,857	97.20%
TOTALS	1,956	\$ 361,870	\$ 212,728	\$ 24,439	\$ 8,257,472	\$ 6,135,555	34.58%

	FLIGHTS		PASSENGERS		AIR FREIGHT (TONS)	
	DEPARTURES	ARRIVALS	ENPLANED	DEPLANED	ENPLANED	DEPLANED
JULY	385	385	49,814	50,258	2.28	-
AUGUST	384	383	47,713	46,721	7.86	-
SEPTEMBER	423	424	47,963	48,110	0.39	-
OCTOBER	474	475	59,484	59,915	-	-
NOVEMBER	451	451	58,548	58,265	-	-
DECEMBER	460	459	59,246	59,101	-	-
JANUARY	488	489	40,707	39,639	-	-
FEBRUARY	461	461	47,744	48,635	-	-
MARCH	544	544	68,621	68,460	-	-
APRIL	554	552	74,091	73,434	-	-
MAY	575	577	75,414	79,002	-	-
JUNE	575	574	77,948	76,840	-	-
TOTALS	5,774	5,774	707,293	708,380	10.53	-

NOTE:

a - Leases effective December 13, 2016 and expired December 31, 2020. Airline club room lease is month-to-month.

b - Lease effective January 1, 2021.

c - Landing fee rate per 1,000 pounds at \$3.73 from May 2021, \$3.87 from November 2021, and \$3.90 from May 2022.

d - Remain overnight fee rate per night at \$149.34 from May 2021, \$199.44 from November 2021, and \$203.98 from May 2022.

e - Operations fee rate per operation on apron at \$44.93 from May 2021, \$33.35 from November 2021, and \$34.11 from May 2022.

f - Due to the COVID-19 pandemic, beginning March 1, 2020 to September 30, 2020, terminal rent was deferred. Lessee was required to continue payment of all other activity-based fees during the deferral period. All deferred rent was paid by June 30, 2021.

PM 1121-300-77 (a)
PM 1121-300-86 (b)

WESTJET, AN ALBERTA PARTNERSHIP
CERTIFICATED PASSENGER AIRLINE LEASE
LEASE EXPIRES 12/31/2025

	TERMINAL RENT (g)	UTILITIES FEES (g)	JANITORIAL FEES (g)	RAMP EQ STORAGE FEES (g)	CUPPS FEES (g)	CBP FEES (g)	NUMBER OF LANDINGS	LANDING FEES (c),(f)
JULY	\$ (6,813)	\$ (1,275)	\$ (1,364)	\$ (283)	\$ (1,063)	\$ (24)	-	\$ -
AUGUST	(6,813)	(1,275)	(1,364)	(283)	(1,063)	(24)	-	-
SEPTEMBER	(6,813)	(1,275)	(1,364)	(283)	(1,063)	(24)	-	-
OCTOBER	(6,813)	(1,275)	(1,364)	(283)	(1,063)	(24)	10	4,819
NOVEMBER	55,594	3,608	9,352	402	3,663	5,350	21	10,500
DECEMBER	55,594	3,608	9,352	402	3,663	5,350	25	12,500
JANUARY	55,594	3,608	9,352	402	3,663	5,350	19	9,500
FEBRUARY	55,594	3,608	9,352	402	3,663	5,350	17	8,500
MARCH	55,594	3,608	9,352	402	3,663	5,350	19	9,500
APRIL	55,594	3,608	9,352	402	3,663	5,350	25	12,500
MAY	13,009	1,419	771	(146)	149	5,350	31	15,620
JUNE	13,009	1,419	771	(146)	149	5,350	30	15,116
TOTALS	\$ 332,330	\$ 19,386	\$ 52,198	\$ 988	\$ 18,024	\$ 42,704	197	\$ 98,555

	NUMBER OF REMAIN OVERNIGHTS	REMAIN OVERNIGHT FEES (d),(f)	OPERATIONS FEES (e),(f)	LATE / PENALTY FEES	21-22 MONTHLY REVENUE	20-21 MONTHLY REVENUE (g)	% CHANGE
JULY	-	\$ -	\$ -	\$ -	\$ (10,822)	\$ 69,887	-115.48%
AUGUST	-	-	-	-	(10,822)	69,887	-115.48%
SEPTEMBER	-	-	-	-	(10,822)	69,887	-115.48%
OCTOBER	-	-	449	-	(5,554)	69,887	-107.95%
NOVEMBER	-	-	700	-	89,169	63,096	41.32%
DECEMBER	-	-	834	-	91,303	63,096	44.70%
JANUARY	-	-	634	-	88,103	63,096	39.63%
FEBRUARY	-	-	567	-	87,036	63,096	37.94%
MARCH	-	-	634	-	88,103	63,096	39.63%
APRIL	-	-	834	-	91,303	63,096	44.70%
MAY	-	-	1,057	-	37,229	(10,822)	444.01%
JUNE	-	-	1,023	-	36,691	(10,822)	439.04%
TOTALS	-	\$ -	\$ 6,732	\$ -	\$ 570,917	\$ 636,480	-10.30%

	FLIGHTS		PASSENGERS		AIR FREIGHT (TONS)	
	DEPARTURES	ARRIVALS	ENPLANED	DEPLANED	ENPLANED	DEPLANED
JULY	-	-	-	-	-	-
AUGUST	-	-	-	-	-	-
SEPTEMBER	-	-	-	-	-	-
OCTOBER	10	10	508	681	-	-
NOVEMBER	21	21	1,476	1,674	-	-
DECEMBER	25	25	2,322	2,103	-	-
JANUARY	19	19	902	912	-	-
FEBRUARY	17	17	1,184	1,233	-	-
MARCH	19	19	1,929	1,992	-	-
APRIL	25	25	2,864	2,880	-	-
MAY	31	31	3,575	3,261	-	-
JUNE	30	30	3,404	3,336	-	-
TOTALS	197	197	18,164	18,072	-	-

NOTE:

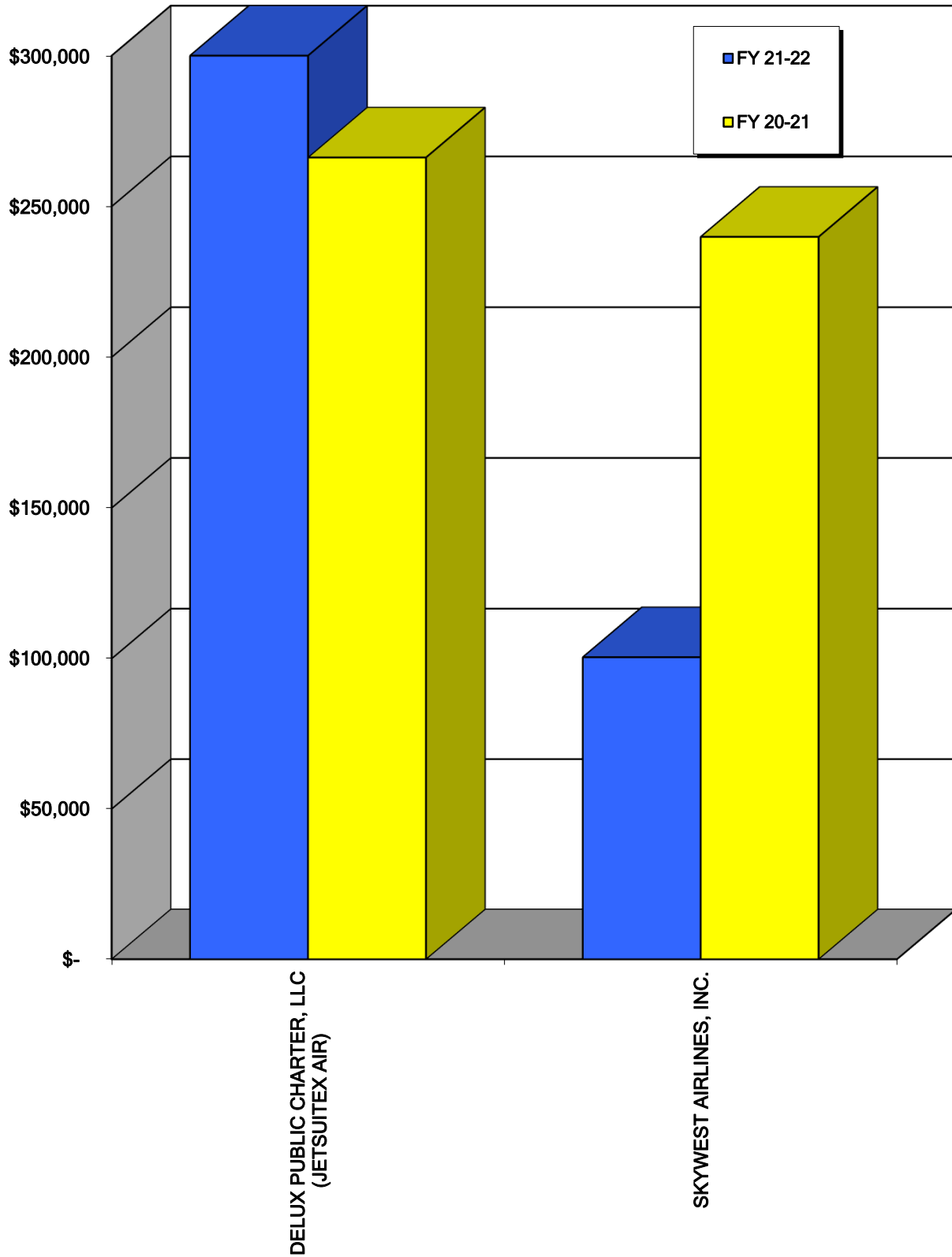
- a - Lease effective December 13, 2016 and expired December 31, 2020.
- b - Lease effective January 1, 2021.
- c - Landing fee rate per 1,000 pounds at \$3.73 from May 2021, \$3.87 from November 2021, and \$3.90 from May 2022.
- d - Remain overnight fee rate per night at \$149.34 from May 2021, \$199.44 from November 2021, and \$203.98 from May 2022.
- e - Operations fee rate per operation on apron at \$44.93 from May 2021, \$33.35 from November 2021, and \$34.11 from May 2022.
- f - Effective March 23, 2020, a temporary embargo was placed on international flights into the United States as a result of the pandemic, and resume service starting October 1, 2021.
- g - Due to the mid-year adjustments, credits are spread out monthly.

COMMUTER AIRLINES

COMMUTER
AIRLINES



COMMUTER AIRLINES SUMMARY



COMMUTER AIRLINES SUMMARY FOR FY 2021-2022

	NUMBER OF LANDINGS	LANDING FEES (a)	NUMBER OF REMAIN OVERNIGHTS	REMAIN OVERNIGHT FEES (b)	OPERATIONS FEES (c)	LATE / PENALTY FEES
DELUX PUBLIC CHARTER, LLC (JETSUITEX AIR)	2,596	\$ 406,648	532	\$ 63,764	\$ -	\$ 1,360
SKYWEST AIRLINES, INC.	374	96,910	9	1,170	1,952	427
TOTALS	2,970	\$ 503,558	541	\$ 64,934	\$ 1,952	\$ 1,787

	21-22 TOTAL REVENUE	20-21 TOTAL REVENUE	% CHANGE	FLIGHTS	
				DEPARTURES	ARRIVALS
DELUX PUBLIC CHARTER, LLC (JETSUITEX AIR)	\$ 471,772	\$ 266,213	77.22%	2,592	2,596
SKYWEST AIRLINES, INC.	100,459	239,885	-58.12%	374	374
TOTALS	\$ 572,231	\$ 506,098	13.07%	2,966	2,970

	PASSENGERS		AIR FREIGHT (TONS)	
	ENPLANED	DEPLANED	ENPLANED	DEPLANED
DELUX PUBLIC CHARTER, LLC (JETSUITEX AIR)	47,294	47,611	-	-
SKYWEST AIRLINES, INC.	20,019	21,299	-	-
TOTALS	67,313	68,910	-	-

NOTE:

- a - Landing fee rate per 1,000 pounds at \$3.73 from May 2021, \$3.87 from November 2021, and \$3.90 from May 2022.
- b - Remain overnight fee rate per night at \$100.06 from May 2021, \$133.62 from November 2021, and \$136.67 from May 2022.
- c - Operations fee rate per operations on apron at \$6.29 from May 2021, \$4.67 from November 2021, and \$4.78 from May 2022.

DELUX PUBLIC CHARTER, LLC
dba JETSUITEX AIR
COMMUTER AIRLINE OPERATING LICENSE
MONTH TO MONTH

	NUMBER OF LANDINGS	LANDING FEES (b)	NUMBER OF REMAIN OVERNIGHTS	REMAIN OVERNIGHT FEES (c)	LATE / PENALTY FEES	21-22 MONTHLY REVENUE	20-21 MONTHLY REVENUE
JULY	229	\$ 35,029	49	\$ 4,903	\$ -	\$ 39,932	\$ 21,138
AUGUST	229	35,154	58	5,803	-	40,957	12,261
SEPTEMBER	219	33,613	60	6,004	-	39,616	16,385
OCTOBER	234	35,756	57	5,703	714	42,174	15,749
NOVEMBER	223	35,519	62	8,284	-	43,803	17,761
DECEMBER	227	35,932	57	7,616	-	43,548	19,918
JANUARY	207	32,748	37	4,944	-	37,692	19,921
FEBRUARY	185	29,214	28	3,741	-	32,955	17,034
MARCH	210	33,160	30	4,009	-	37,169	21,008
APRIL	205	32,364	30	4,009	-	36,373	27,183
MAY	222	35,394	36	4,920	-	40,314	38,427
JUNE	206	32,766	28	3,827	646	37,239	39,428
TOTALS	2,596	\$ 406,648	532	\$ 63,764	\$ 1,360	\$ 471,772	\$ 266,213

	% CHANGE	FLIGHTS		PASSENGERS		AIR FREIGHT (TONS)	
		DEPARTURES	ARRIVALS	ENPLANED	DEPLANED	ENPLANED	DEPLANED
JULY	88.91%	228	229	4,261	4,379	-	-
AUGUST	234.04%	229	229	4,219	4,272	-	-
SEPTEMBER	141.78%	219	219	3,891	3,946	-	-
OCTOBER	167.79%	234	234	4,561	4,633	-	-
NOVEMBER	146.63%	223	223	4,116	4,076	-	-
DECEMBER	118.64%	227	227	4,163	4,020	-	-
JANUARY	89.21%	205	207	3,147	3,196	-	-
FEBRUARY	93.47%	185	185	3,250	3,304	-	-
MARCH	76.93%	210	210	4,064	4,030	-	-
APRIL	33.81%	205	205	4,031	3,966	-	-
MAY	4.91%	222	222	3,969	4,037	-	-
JUNE	-5.55%	205	206	3,622	3,752	-	-
TOTALS	77.22%	2,592	2,596	47,294	47,611	-	-

NOTE:

- a - License effective June 5, 2018 and expired December 31, 2018.
b - Landing fee rate per 1,000 pounds at \$3.73 from May 2021, \$3.87 from November 2021, and \$3.90 from May 2022.
c - Remain overnight fee rate per night at \$100.06 from May 2021, \$133.62 from November 2021, and \$136.67 from May 2022.

PM 1121-310-27 (a)
PM 1121-310-28 (b)

SKYWEST AIRLINES, INC.
COMMUTER AIRLINE OPERATING LICENSE
MONTH TO MONTH

	NUMBER OF LANDINGS	LANDING FEES (c)	NUMBER OF REMAIN OVERNIGHTS	REMAIN OVERNIGHT FEES (d)	OPERATIONS FEES (e)	LATE / PENALTY FEES	21-22 MONTHLY REVENUE
JULY	35	\$ 8,806	-	\$ -	\$ 220	\$ -	\$ 9,026
AUGUST	31	7,747	-	-	195	-	7,942
SEPTEMBER	30	7,497	-	-	189	-	7,686
OCTOBER	28	7,027	1	100	176	-	7,303
NOVEMBER	29	7,519	1	134	135	-	7,788
DECEMBER	27	7,001	1	134	126	206	7,467
JANUARY	39	10,389	2	267	177	-	10,833
FEBRUARY	36	9,642	3	401	173	-	10,216
MARCH	32	8,359	1	134	149	-	8,642
APRIL	29	7,581	-	-	135	-	7,716
MAY	35	9,270	-	-	167	221	9,658
JUNE	23	6,072	-	-	110	-	6,182
TOTALS	374	\$ 96,910	9	\$ 1,170	\$ 1,952	\$ 427	\$ 100,459

20-21		MONTHLY		FLIGHTS		PASSENGERS		AIR FREIGHT (TONS)	
	REVENUE	% CHANGE	DEPARTURES	ARRIVALS	ENPLANED	DEPLANED	ENPLANED	DEPLANED	
JULY	\$ 19,220	-53.04%	35	35	2,337	2,396	-	-	
AUGUST	42,852	-81.47%	31	31	2,034	1,995	-	-	
SEPTEMBER	33,599	-77.12%	30	30	1,850	1,891	-	-	
OCTOBER	33,418	-78.15%	28	28	1,641	1,846	-	-	
NOVEMBER	38,461	-79.75%	29	29	1,710	1,895	-	-	
DECEMBER	26,676	-72.01%	27	27	1,244	1,240	-	-	
JANUARY	7,633	41.92%	38	39	1,185	1,649	-	-	
FEBRUARY	6,989	46.17%	37	36	1,388	1,520	-	-	
MARCH	7,633	13.22%	32	32	1,040	1,261	-	-	
APRIL	7,387	4.45%	29	29	1,943	1,916	-	-	
MAY	8,331	15.93%	35	35	2,291	2,267	-	-	
JUNE	7,686	-19.57%	23	23	1,356	1,423	-	-	
TOTALS	\$ 239,885	-58.12%	374	374	20,019	21,299	-	-	

NOTE:

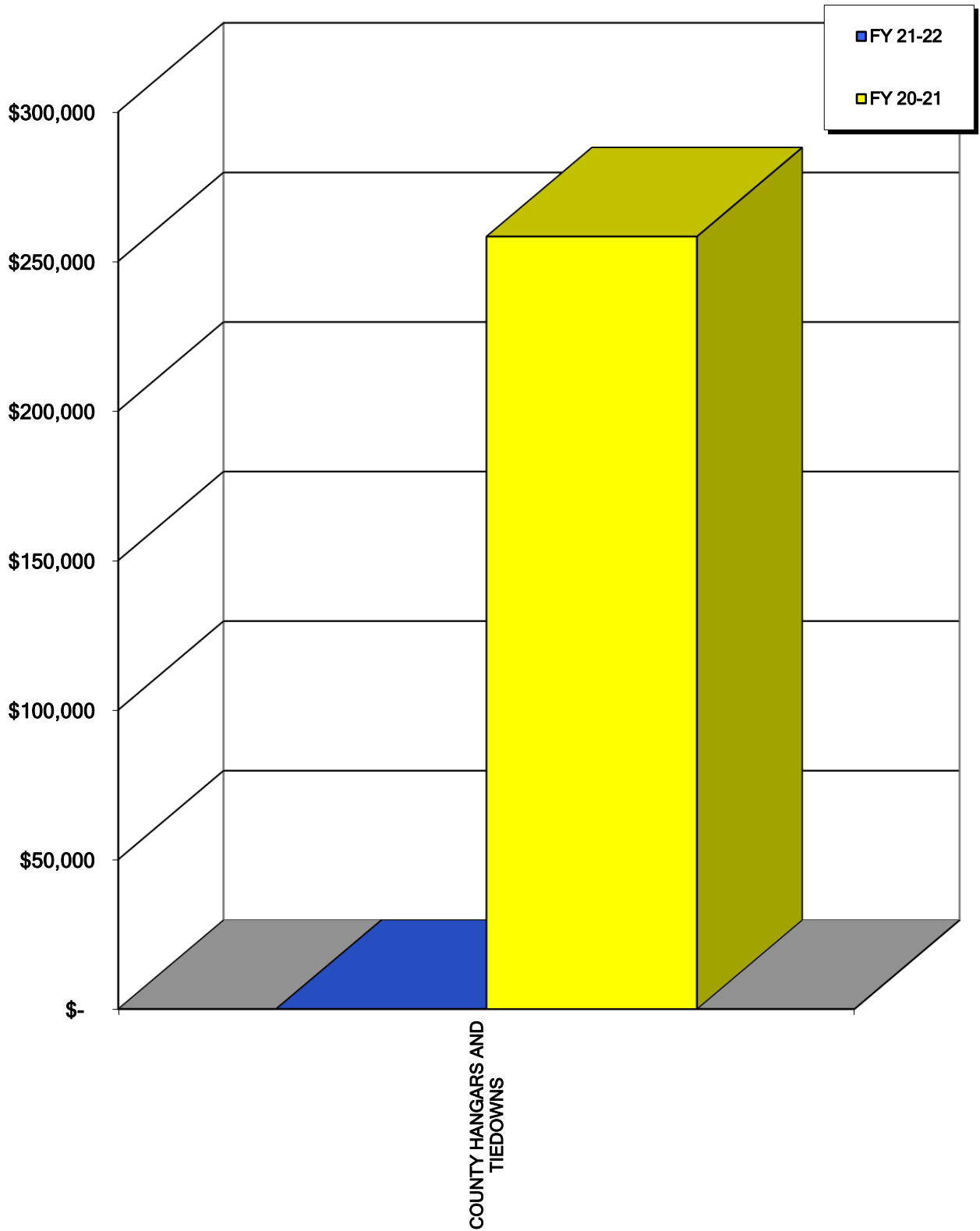
- a - Lease effective December 13, 2016 and expired December 31, 2020.
- b - Lease effective January 1, 2021, conducted in accordance with an agreement with Delta Airlines and United Airlines.
Term of license continues on a month-to-month basis until terminated by either party.
- c - Landing fee rate per 1,000 pounds at \$3.73 from May 2021, \$3.87 from November 2021, and \$3.90 from May 2022.
- d - Remain overnight fee rate per night at \$100.06 from May 2021, \$133.62 from November 2021, and \$136.67 from May 2022.
- e - Operations fee rate per operations on apron at \$6.29 from May 2021, \$4.67 from November 2021, and \$4.78 from May 2022.

COUNTY HANGARS AND TIEDOWNS

COUNTY HANGARS
AND TIEDOWNS



COUNTY HANGARS AND TIEDOWNS SUMMARY



COUNTY HANGARS AND TIEDOWNS

(a)

	COUNTY HANGAR REVENUE	COUNTY TIEDOWN REVENUE	COUNTY SHADED TIEDOWN REVENUE	LATE / PENALTY FEES	21-22 MONTHLY REVENUE (b)	20-21 MONTHLY REVENUE (b)	% CHANGE
JULY	\$ -	\$ -	\$ -	\$ -	\$ -	\$ 45,835	-100.00%
AUGUST (c)	-	(320)	(300)	-	(620)	47,067	-101.32%
SEPTEMBER	-	-	-	-	-	50,200	-100.00%
OCTOBER	-	-	-	-	-	50,656	-100.00%
NOVEMBER	-	177	-	41	218	42,429	-99.49%
DECEMBER	-	-	-	-	-	44,514	-100.00%
JANUARY (c)	-	-	-	-	-	(8,667)	-100.00%
FEBRUARY (c)	-	-	-	-	-	(7,478)	-100.00%
MARCH	-	-	-	-	-	566	-100.00%
APRIL	-	-	-	-	-	100	-100.00%
MAY	-	-	-	-	-	-	N/A
JUNE (c)	-	-	-	-	-	(6,952)	-100.00%
TOTALS	\$ -	\$ (143)	\$ (300)	\$ 41	\$ (402)	\$ 258,270	-100.16%

NOTE:

a - All County Hangar, Tiedown and Shaded Tiedown Licenses terminated December 31, 2020.

b - For consistency between prior year Revenue Reports, County Hangar, Tiedown and Shaded Tiedown revenue are presented on a cash basis.

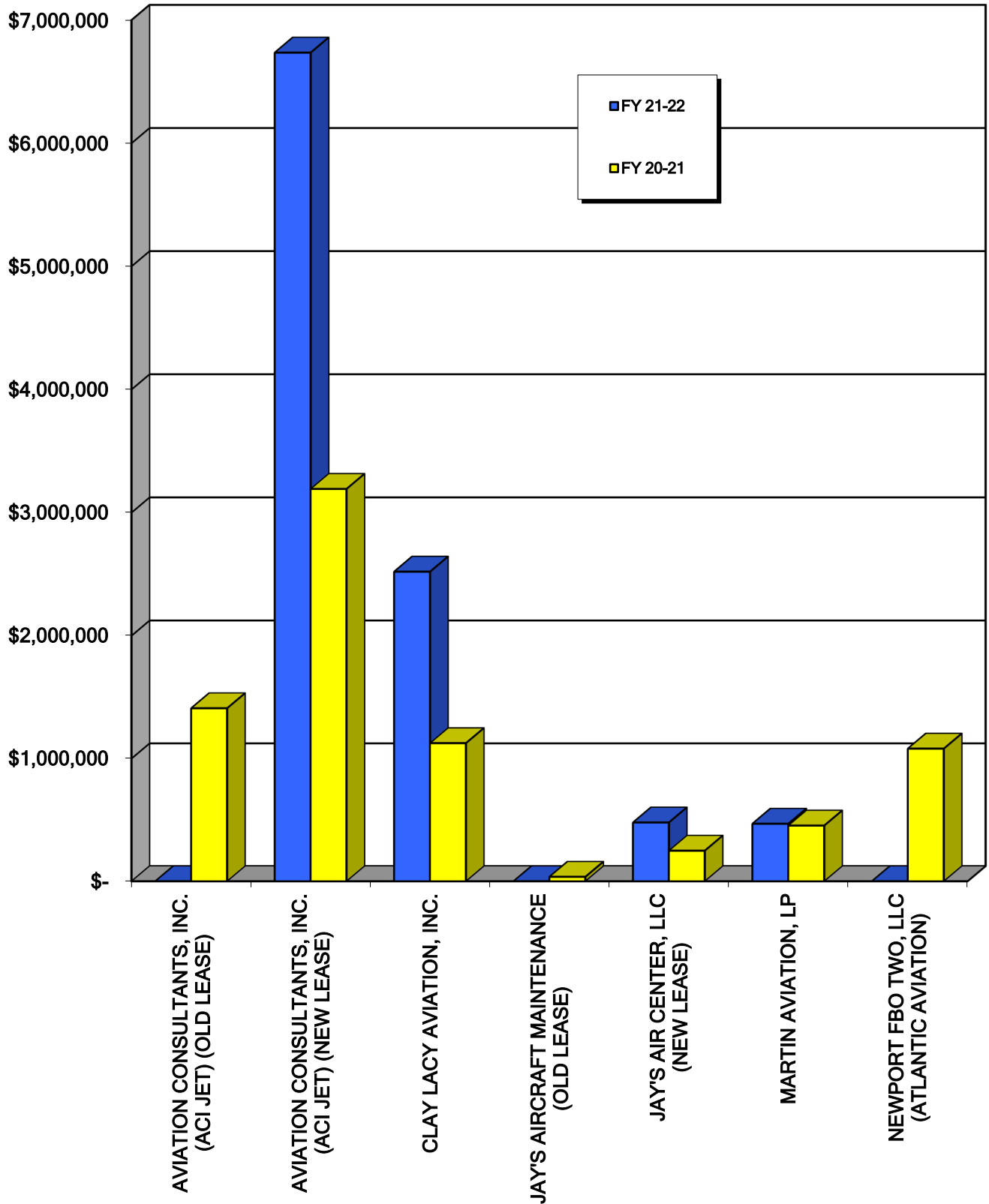
c - Includes refunds for overpayment of rent.

FIXED-BASE OPERATORS



FIXED-BASE
OPERATORS

FIXED-BASE OPERATORS SUMMARY



FIXED-BASE OPERATORS SUMMARY FOR FY 2021-2022

LESSEE	FBO GROUND RENT	BUILDING RENT	FUEL STORAGE RENT	FUEL FLOWAGE FEES	PERCENTAGE RENT 5% FEES	PERCENTAGE RENT 0.25% FEES	TRANSIENT PARKING FEES	RENTAL CAR FEES
AVIATION CONSULTANTS, INC. (ACI JET) (OLD LEASE)	\$ -	\$ -	\$ -	\$ -	\$ -	\$ -	\$ -	\$ -
AVIATION CONSULTANTS, INC. (ACI JET) (NEW LEASE)	2,461,710	2,515,134	-	607,294	704,717	2,076	-	48,481
CLAY LACY AVIATION, INC. JAY'S AIRCRAFT MAINTENANCE (OLD LEASE)	1,162,590	893,358	-	232,689	185,815	4,701	-	40,666
JAY'S AIR CENTER, LLC (NEW LEASE)	436,068	34,884	-	-	7,680	-	-	-
MARTIN AVIATION, LP NEWPORT FBO TWO, LLC (ATLANTIC AVIATION)	468,488	-	-	-	-	-	-	-
TOTALS	\$ 4,528,856	\$ 3,443,376	\$ -	\$ 839,983	\$ 898,212	\$ 6,777	\$ -	\$ 89,147

LESSEE	AIRLINE SERVICES FEES	AIRCRAFT OVERFLOW PARKING FEES	AIRCRAFT TIEDOWN FEES	GA RAMP LC-01 FEES	GA RAMP LC-03 FEES	VEHICLE PARKING FEES	LATE / PENALTY FEES
AVIATION CONSULTANTS, INC. (ACI JET) (OLD LEASE)	\$ -	\$ -	\$ -	\$ -	\$ -	\$ -	\$ -
AVIATION CONSULTANTS, INC. (ACI JET) (NEW LEASE)	-	159,612	25,200	112,488	92,760	-	6,091
CLAY LACY AVIATION, INC. JAY'S AIRCRAFT MAINTENANCE (OLD LEASE)	-	-	-	-	-	-	164
JAY'S AIR CENTER, LLC (NEW LEASE)	-	-	-	-	-	-	-
MARTIN AVIATION, LP NEWPORT FBO TWO, LLC (ATLANTIC AVIATION)	-	-	-	-	-	-	-
TOTALS	\$ -	\$ 159,612	\$ 25,200	\$ 112,488	\$ 92,760	\$ -	\$ 6,255

LESSEE	21-22 TOTAL REVENUE	20-21 TOTAL REVENUE	% CHANGE	LUBRICANT DELIVERED - GALLONS	FUEL DELIVERED - GALLONS				
					100LL	JET-A	DIESEL	MOGAS	TOTAL
AVIATION CONSULTANTS, INC. (ACI JET) (OLD LEASE)	\$ -	\$ 1,409,308	-100.00%	-	-	-	-	-	-
AVIATION CONSULTANTS, INC. (ACI JET) (NEW LEASE)	6,735,563	3,191,761	111.03%	368	318,208	9,802,781	-	-	10,120,989
CLAY LACY AVIATION, INC. JAY'S AIRCRAFT MAINTENANCE (OLD LEASE)	2,519,983	1,124,983	124.00%	-	92,871	3,752,088	-	33,186	3,878,145
JAY'S AIR CENTER, LLC (NEW LEASE)	-	35,850	-100.00%	-	-	-	-	-	-
JAY'S AIR CENTER, LLC (NEW LEASE)	478,632	248,776	92.39%	-	-	-	-	-	-
MARTIN AVIATION, LP NEWPORT FBO TWO, LLC (ATLANTIC AVIATION)	468,488	453,512	3.30%	-	-	-	-	-	-
(ATLANTIC AVIATION)	-	1,080,374	-100.00%	-	-	-	-	-	-
TOTALS	\$ 10,202,666	\$ 7,544,564	35.23%	368	411,079	13,554,869	-	33,186	13,999,134

PM 1121-223-26, 26.1 (a)
 PM 1121-281-30, 31 (b)
 PM 1121-360-157 (c)

AVIATION CONSULTANTS, INC.
dba ACI JET (OLD LEASE)
FBO LEASE

LEASE TERMINATED 12/31/2020

	FBO GROUND RENT	FUEL STORAGE RENT	FUEL FLOWAGE FEES	TRANSIENT PARKING FEES	RENTAL CAR GROSS	RENTAL CAR FEES (10%)	AIRLINE SERVICES GROSS	AIRLINE SERVICES FEES	LATE / PENALTY FEES
JULY	\$ -	\$ -	\$ -	\$ -	\$ -	\$ -	\$ -	\$ -	\$ -
AUGUST	-	-	-	-	-	-	-	-	-
SEPTEMBER	-	-	-	-	-	-	-	-	-
OCTOBER	-	-	-	-	-	-	-	-	-
NOVEMBER	-	-	-	-	-	-	-	-	-
DECEMBER	-	-	-	-	-	-	-	-	-
JANUARY	-	-	-	-	-	-	-	-	-
FEBRUARY	-	-	-	-	-	-	-	-	-
MARCH	-	-	-	-	-	-	-	-	-
APRIL	-	-	-	-	-	-	-	-	-
MAY	-	-	-	-	-	-	-	-	-
JUNE	-	-	-	-	-	-	-	-	-
TOTALS	\$ -	\$ -	\$ -	\$ -	\$ -	\$ -	\$ -	\$ -	\$ -

	21-22 MONTHLY REVENUE	20-21 MONTHLY REVENUE (d),(e),(f)	% CHANGE	LUBRICANT DELIVERED - GALLONS	FUEL DELIVERED - GALLONS				
					100LL	JET-A	DIESEL	MOGAS	TOTAL
JULY	\$ -	\$ 234,315	-100.00%	-	-	-	-	-	-
AUGUST	-	236,803	-100.00%	-	-	-	-	-	-
SEPTEMBER	-	237,400	-100.00%	-	-	-	-	-	-
OCTOBER	-	236,884	-100.00%	-	-	-	-	-	-
NOVEMBER	-	230,481	-100.00%	-	-	-	-	-	-
DECEMBER	-	233,425	-100.00%	-	-	-	-	-	-
JANUARY	-	-	N/A	-	-	-	-	-	-
FEBRUARY	-	-	N/A	-	-	-	-	-	-
MARCH	-	-	N/A	-	-	-	-	-	-
APRIL	-	-	N/A	-	-	-	-	-	-
MAY	-	-	N/A	-	-	-	-	-	-
JUNE	-	-	N/A	-	-	-	-	-	-
TOTALS	\$ -	\$ 1,409,308	-100.00%	-	-	-	-	-	-

NOTE:

- a - Lease effective April 1, 2017 and terminated December 31, 2020.
- b - ACI Jet's Transient Parking licenses (East and West) terminated December 31, 2020.
- c - ACI Jet's Airline Related Services license terminated December 31, 2020. Greater of monthly minimum of \$125 or 10% of monthly ramp services gross receipts.
- d - Effective April 2020, monthly rent increased from \$180,567 to \$185,911.
- e - Effective April 2020, monthly rent increased from \$3,123 to \$3,215.
- f - Fees based on \$0.06 per gallon of fuel delivered to the Airport and lubricant fees of \$0.10 per gallon.

AVIATION CONSULTANTS, INC.
dba ACI JET (NEW LEASE)
FBO LEASE
 LEASE EXPIRES 12/31/2055

	FBO GROUND RENT (b)	BUILDING RENT (c)	FUEL FLOWAGE FEES (d)	PERCENTAGE RENT GROSS	PERCENTAGE RENT 5% FEES (e)	PERCENTAGE RENT GROSS	PERCENTAGE RENT 0.25% FEES (f)	ADVERTISING RECEIPTS GROSS	ADVERTISING RECEIPTS FEES
JULY	\$ 200,609	\$ 205,194	\$ 66,921	\$ 1,089,783	\$ 54,489	\$ 63,798	\$ 160	\$ -	\$ -
AUGUST	200,609	205,194	65,680	1,041,481	52,074	69,863	175	-	-
SEPTEMBER	200,609	205,194	53,685	985,043	49,252	55,203	138	-	-
OCTOBER	200,609	205,194	52,285	1,050,686	52,534	33,241	83	-	-
NOVEMBER	200,609	205,194	48,576	1,200,082	60,004	118,549	296	-	-
DECEMBER	200,609	205,194	48,723	947,115	47,356	31,623	79	-	-
JANUARY	209,676	213,995	40,739	1,204,844	60,242	40,789	102	-	-
FEBRUARY	209,676	213,995	39,561	1,572,282	78,614	40,904	102	-	-
MARCH	209,676	213,995	45,163	1,256,540	62,827	97,873	245	-	-
APRIL	209,676	213,995	50,933	1,308,846	65,442	34,979	87	-	-
MAY	209,676	213,995	47,590	1,234,660	61,733	158,117	395	-	-
JUNE	209,676	213,995	47,438	1,203,001	60,150	85,544	214	-	-
TOTALS	\$ 2,461,710	\$ 2,515,134	\$ 607,294	\$ 14,094,363	\$ 704,717	\$ 830,483	\$ 2,076	\$ -	\$ -

	RENTAL CAR GROSS	RENTAL CAR FEES (10%)	AIRCRAFT OVERFLOW PARKING FEES (g)	AIRCRAFT TIEDOWN FEES (h)	GA RAMP LC-01 FEES (i)	GA RAMP LC-03 FEES (j)	LATE / PENALTY FEES	21-22 MONTHLY REVENUE	20-21 MONTHLY REVENUE	% CHANGE
JULY	\$ 64,389	\$ 6,439	\$ 13,301	\$ 2,100	\$ 9,374	\$ 7,730	\$ -	\$ 566,317	\$ -	N/A
AUGUST	75,918	7,592	13,301	2,100	9,374	7,730	-	563,829	-	N/A
SEPTEMBER	41,912	4,191	13,301	2,100	9,374	7,730	1,964	547,538	-	N/A
OCTOBER	29,940	2,994	13,301	2,100	9,374	7,730	1,000	547,204	-	N/A
NOVEMBER	22,273	2,227	13,301	2,100	9,374	7,730	-	549,411	-	N/A
DECEMBER	19,559	1,956	13,301	2,100	9,374	7,730	1,000	537,422	-	N/A
JANUARY	18,303	1,830	13,301	2,100	9,374	7,730	-	559,089	509,404	9.75%
FEBRUARY	37,375	3,738	13,301	2,100	9,374	7,730	-	578,191	515,020	12.27%
MARCH	69,139	6,914	13,301	2,100	9,374	7,730	1,127	572,452	532,194	7.56%
APRIL	55,883	5,588	13,301	2,100	9,374	7,730	-	578,226	534,289	8.22%
MAY	23,166	2,317	13,301	2,100	9,374	7,730	-	568,211	548,492	3.60%
JUNE	26,949	2,695	13,301	2,100	9,374	7,730	1,000	567,673	552,362	2.77%
TOTALS	\$ 484,806	\$ 48,481	\$ 159,612	\$ 25,200	\$ 112,488	92,760	\$ 6,091	\$ 6,735,563	\$ 3,191,761	111.03%

	LUBRICANT DELIVERED - GALLONS	FUEL DELIVERED - GALLONS				TOTAL
		100LL	JET-A	DIESEL	MOGAS	
JULY	27	40,923	1,074,385	-	-	1,115,308
AUGUST	11	34,027	1,060,630	-	-	1,094,657
SEPTEMBER	41	23,680	871,006	-	-	894,686
OCTOBER	47	26,926	844,418	-	-	871,344
NOVEMBER	12	27,112	782,470	-	-	809,582
DECEMBER	-	23,573	788,477	-	-	812,050
JANUARY	39	23,083	655,839	-	-	678,922
FEBRUARY	23	21,228	638,083	-	-	659,311
MARCH	39	25,955	726,698	-	-	752,653
APRIL	-	26,050	822,837	-	-	848,887
MAY	129	20,424	772,535	-	-	792,959
JUNE	-	25,227	765,403	-	-	790,630
TOTALS	368	318,208	9,802,781	-	-	10,120,989

NOTE:

- a - Lease and licenses effective January 1, 2021.
- b - Effective January 2022, monthly rent increased from \$200,609 to \$209,676.
- c - Effective January 2022, monthly rent increased from \$205,194 to \$213,995.
- d - Fees based on \$0.06 per gallon of fuel delivered to the Airport and lubricant fees of \$0.10 per gallon.
- e - Rent is based on 5% of gross receipts from all business activities that generate income or revenue for the Lessee on or from the Leased Premises, with the following exclusions: revenue from tie-downs, sunshades, and T-hangars; Rent-a-Car Fees; Advertising Receipts; Fuel Sales; Fuel Flowage Fees and Lubricant Fees; pass-through costs, and certain sales and excise taxes.
- f - Rent is based on 0.25% rent of gross receipts from aircraft charter operations, sale of aircraft, sale of aircraft parts, and third-party aircraft maintenance services.
- g - Effective January 2021, monthly rent is \$13,301.
- h - Effective January 2021, monthly rent is \$2,100.
- i - Effective January 2021, monthly rent is \$9,374.
- j - Effective January 2021, monthly rent is \$7,730.

CLAY LACY AVIATION, INC.
FBO LEASE

LEASE EXPIRES 12/31/2055

	FBO GROUND RENT (b)	BUILDING RENT (c)	FUEL FLOWAGE FEES (d)	PERCENTAGE RENT GROSS	PERCENTAGE RENT 5% FEES (e)	PERCENTAGE RENT GROSS	PERCENTAGE RENT 0.25% FEES (f)
JULY	\$ 94,741	\$ 72,866	\$ 14,662	\$ 254,022	\$ 12,701	\$ 462,432	\$ 1,156
AUGUST	94,741	72,866	13,893	268,981	13,449	59,785	149
SEPTEMBER	94,741	72,866	13,846	272,384	13,619	326,715	817
OCTOBER	94,741	72,866	23,177	324,906	16,245	266,461	666
NOVEMBER	94,741	72,866	22,611	301,693	15,085	100,432	251
DECEMBER	94,741	72,866	20,995	286,420	14,321	33,000	83
JANUARY	99,024	76,027	17,510	299,228	14,961	76,920	192
FEBRUARY	99,024	76,027	19,620	365,126	18,256	194,827	487
MARCH	99,024	76,027	24,352	330,990	16,550	104,061	260
APRIL	99,024	76,027	18,384	325,021	16,251	41,165	103
MAY	99,024	76,027	22,069	337,779	16,889	101,779	254
JUNE	99,024	76,027	21,570	349,757	17,488	113,347	283
TOTALS	\$ 1,162,590	\$ 893,358	\$ 232,689	\$ 3,716,307	\$ 185,815	\$ 1,880,924	\$ 4,701

	ADVERTISING RECEIPTS GROSS	ADVERTISING RECEIPTS FEES	RENTAL CAR GROSS	RENTAL CAR FEES (10%)	LATE / PENALTY FEES	21-22 MONTHLY REVENUE	20-21 MONTHLY REVENUE	% CHANGE
JULY	\$ -	\$ -	\$ 16,146	\$ 1,615	\$ -	\$ 197,741	\$ -	N/A
AUGUST	-	-	5,500	550	-	195,648	-	N/A
SEPTEMBER	-	-	24,266	2,427	-	198,316	-	N/A
OCTOBER	-	-	49,593	4,959	-	212,654	-	N/A
NOVEMBER	-	-	44,739	4,474	-	210,028	-	N/A
DECEMBER	-	-	39,156	3,916	-	206,922	-	N/A
JANUARY	-	-	42,650	4,265	-	211,979	178,410	18.82%
FEBRUARY	-	-	29,110	2,911	-	216,325	183,833	17.67%
MARCH	-	-	59,289	5,929	164	222,306	187,197	18.76%
APRIL	-	-	40,501	4,050	-	213,839	189,135	13.06%
MAY	-	-	35,061	3,506	-	217,769	192,401	13.18%
JUNE	-	-	20,644	2,064	-	216,456	194,007	11.57%
TOTALS	\$ -	\$ -	\$ 406,655	\$ 40,666	\$ 164	\$ 2,519,983	\$ 1,124,983	124.00%

LUBRICANT DELIVERED - GALLONS	FUEL DELIVERED - GALLONS				
	100LL	JET-A	DIESEL	MOGAS	TOTAL
JULY	-	7,832	236,534	-	244,366
AUGUST	-	7,803	215,865	-	231,549
SEPTEMBER	-	7,866	222,901	-	230,767
OCTOBER	-	8,269	378,020	-	386,289
NOVEMBER	-	8,412	360,015	-	376,851
DECEMBER	-	8,023	341,886	-	349,909
JANUARY	-	5,686	286,144	-	291,830
FEBRUARY	-	7,948	310,542	-	326,995
MARCH	-	7,571	398,302	-	405,873
APRIL	-	7,521	290,506	-	306,403
MAY	-	7,896	359,924	-	367,820
JUNE	-	8,044	351,449	-	359,493
TOTALS	-	92,871	3,752,088	-	3,878,145

NOTE:

- a - Lease effective January 1, 2021.
- b - Effective January 2022, monthly rent increased from \$94,741 to \$99,024.
- c - Effective January 2022, monthly rent increased from \$72,866 to \$76,027.
- d - Fees based on \$0.06 per gallon of fuel delivered to the Airport and lubricant fees of \$0.10 per gallon.
- e - Rent is based on 5% of gross receipts from all business activities that generate income or revenue for the Lessee on or from the Leased Premises, with the following exclusions: revenue from tie-downs, sunshades, and T-hangars; Rent-a-Car Fees; Advertising Receipts; Fuel Sales; Fuel Flowage Fees and Lubricant Fees; pass-through costs, and certain sales and excise taxes.
- f - Rent is based on 0.25% rent of gross receipts from aircraft charter operations, sale of aircraft, sale of aircraft parts, and third-party aircraft maintenance services.

JAY'S AIRCRAFT MAINTENANCE
FBO LEASE (OLD LEASE)
 LEASE TERMINATED 12/31/2020

	FBO GROUND RENT (b)	LATE / PENALTY FEES	21-22 MONTHLY REVENUE	20-21 MONTHLY REVENUE	% CHANGE
JULY	\$ -	\$ -	\$ -	\$ 5,975	-100.00%
AUGUST	-	-	-	5,975	-100.00%
SEPTEMBER	-	-	-	5,975	-100.00%
OCTOBER	-	-	-	5,975	-100.00%
NOVEMBER	-	-	-	5,975	-100.00%
DECEMBER	-	-	-	5,975	-100.00%
JANUARY	-	-	-	-	N/A
FEBRUARY	-	-	-	-	N/A
MARCH	-	-	-	-	N/A
APRIL	-	-	-	-	N/A
MAY	-	-	-	-	N/A
JUNE	-	-	-	-	N/A
TOTALS	\$ -	\$ -	\$ -	\$ 35,850	-100.00%

NOTE:

- a - Lease expired December 31, 2018 and terminated December 31, 2020.
- b - Effective May 9, 2020, monthly rent increased from \$5,797 to \$5,975.

**JAY'S AIR CENTER, LLC
FBO LEASE (NEW LEASE)**

LEASE EXPIRES 12/31/2050

	FBO GROUND RENT (b)	BUILDING RENT (c)	FUEL FLOWAGE FEES	PERCENTAGE RENT GROSS	PERCENTAGE RENT 5% FEES (d)	PERCENTAGE RENT GROSS	PERCENTAGE RENT 0.25% FEES (e)
JULY	\$ 36,339	\$ 2,845	\$ -	\$ 12,400	\$ 620	\$ -	\$ -
AUGUST	36,339	2,845	-	12,400	620	-	-
SEPTEMBER	36,339	2,845	-	12,400	620	-	-
OCTOBER	36,339	2,845	-	12,400	620	-	-
NOVEMBER	36,339	2,845	-	12,400	620	-	-
DECEMBER	36,339	2,845	-	12,400	620	-	-
JANUARY	36,339	2,969	-	12,400	620	-	-
FEBRUARY	36,339	2,969	-	12,400	620	-	-
MARCH	36,339	2,969	-	12,400	620	-	-
APRIL	36,339	2,969	-	12,400	620	-	-
MAY	36,339	2,969	-	14,800	740	-	-
JUNE	36,339	2,969	-	14,800	740	-	-
TOTALS	\$ 436,068	\$ 34,884	\$ -	\$ 153,600	\$ 7,680	\$ -	\$ -

	ADVERTISING RECEIPTS GROSS	ADVERTISING RECEIPTS FEES	RENTAL CAR GROSS	RENTAL CAR FEES	LATE / PENALTY FEES	21-22 MONTHLY REVENUE	20-21 MONTHLY REVENUE	% CHANGE
JULY	\$ -	\$ -	\$ -	\$ -	\$ -	\$ 39,804	\$ -	N/A
AUGUST	-	-	-	-	-	39,804	-	N/A
SEPTEMBER	-	-	-	-	-	39,804	-	N/A
OCTOBER	-	-	-	-	-	39,804	-	N/A
NOVEMBER	-	-	-	-	-	39,804	-	N/A
DECEMBER	-	-	-	-	-	39,804	-	N/A
JANUARY	-	-	-	-	-	39,928	41,652	-4.14%
FEBRUARY	-	-	-	-	-	39,928	41,861	-4.62%
MARCH	-	-	-	-	-	39,928	42,899	-6.93%
APRIL	-	-	-	-	-	39,928	42,667	-6.42%
MAY	-	-	-	-	-	40,048	39,794	0.64%
JUNE	-	-	-	-	-	40,048	39,903	0.36%
TOTALS	\$ -	\$ -	\$ -	\$ -	\$ -	\$ 478,632	\$ 248,776	92.39%

	LUBRICANT DELIVERED - GALLONS	FUEL DELIVERED - GALLONS				TOTAL
		100LL	JET-A	DIESEL	MOGAS	
JULY	-	-	-	-	-	-
AUGUST	-	-	-	-	-	-
SEPTEMBER	-	-	-	-	-	-
OCTOBER	-	-	-	-	-	-
NOVEMBER	-	-	-	-	-	-
DECEMBER	-	-	-	-	-	-
JANUARY	-	-	-	-	-	-
FEBRUARY	-	-	-	-	-	-
MARCH	-	-	-	-	-	-
APRIL	-	-	-	-	-	-
MAY	-	-	-	-	-	-
JUNE	-	-	-	-	-	-
TOTALS	-	-	-	-	-	-

NOTE:

- a - Lease effective January 1, 2021.
- b - Effective January 2022, monthly rent is \$36,339.
- c - Effective January 2022, monthly rent increased from \$2,845 to \$2,969.
- d - Rent is based on 5% of gross receipts from all business activities that generate income or revenue for the Lessee on or from the Leased Premises, with the following exclusions: revenue from tie-downs, sunshades, and T-hangers; Rent-a-Car Fees; Advertising Receipts; Fuel Sales; Fuel Flowage Fees and Lubricant Fees; pass-through costs, and certain sales and excise taxes.
- e - Rent is based on 0.25% rent of gross receipts from aircraft charter operations, sale of aircraft, sale of aircraft parts, and third-party aircraft maintenance services.

PM 1121-223-20
 PM 1121-223-24 (b)

MARTIN AVIATION, LP
FBO LEASE
 LEASE EXPIRES 08/31/2036

	FBO GROUND RENT (a)	LATE / PENALTY FEES	21-22 MONTHLY REVENUE	20-21 MONTHLY REVENUE	% CHANGE
JULY	\$ 37,814	\$ -	\$ 37,814	\$ 37,556	0.69%
AUGUST	37,814	-	37,814	37,556	0.69%
SEPTEMBER	39,286	-	39,286	37,879	3.71%
OCTOBER	39,286	-	39,286	37,879	3.71%
NOVEMBER	39,286	-	39,286	37,879	3.71%
DECEMBER	39,286	-	39,286	37,879	3.71%
JANUARY	39,286	-	39,286	37,814	3.89%
FEBRUARY	39,286	-	39,286	37,814	3.89%
MARCH	39,286	-	39,286	37,814	3.89%
APRIL	39,286	-	39,286	37,814	3.89%
MAY	39,286	-	39,286	37,814	3.89%
JUNE	39,286	-	39,286	37,814	3.89%
TOTALS	\$ 468,488	\$ -	\$ 468,488	\$ 453,512	3.30%

NOTE:

- a - Effective September 2021, monthly rent increased from \$37,814 to \$39,286.
- b - License terminated December 31, 2020.

PM 1121-223-25, 25.1, 25.2 (a)
 PM 1121-281-28 (b)
 PM 1121-360-152 (c)
 PM 1121-281-30 (d)
 PM 1121-223-29 (e)

NEWPORT FBO TWO, LLC
dba ATLANTIC AVIATION
FBO LEASE

LEASE TERMINATED 12/31/2020

	FBO GROUND RENT (f)	FUEL STORAGE RENT (g)	FUEL FLOWAGE FEES (h)	TRANSIENT PARKING FEES	RENTAL CAR GROSS	RENTAL CAR FEES (10%)	AIRLINE SERVICES GROSS	AIRLINE SERVICES FEES	AIRCRAFT TIEDOWN FEES	VEHICLE PARKING FEES	LATE / PENALTY FEES
JULY	\$ -	\$ -	\$ -	\$ -	\$ -	\$ -	\$ -	\$ -	\$ -	\$ -	\$ -
AUGUST	-	-	-	-	-	-	-	-	-	-	-
SEPTEMBER	-	-	-	-	-	-	-	-	-	-	-
OCTOBER	-	-	-	-	-	-	-	-	-	-	-
NOVEMBER	-	-	-	-	-	-	-	-	-	-	-
DECEMBER	-	-	-	-	-	-	-	-	-	-	-
JANUARY	-	-	-	-	-	-	-	-	-	-	-
FEBRUARY	-	-	-	-	-	-	-	-	-	-	-
MARCH	-	-	-	-	-	-	-	-	-	-	-
APRIL	-	-	-	-	-	-	-	-	-	-	-
MAY	-	-	-	-	-	-	-	-	-	-	-
JUNE	-	-	-	-	-	-	-	-	-	-	-
TOTALS	\$ -	\$ -	\$ -	\$ -	\$ -	\$ -	\$ -	\$ -	\$ -	\$ -	\$ -

	21-22 MONTHLY REVENUE	20-21 MONTHLY REVENUE	% CHANGE	LUBRICANT DELIVERED - GALLONS	FUEL DELIVERED - GALLONS				
					100LL	JET-A	DIESEL	MOGAS	TOTAL
JULY	\$ -	\$ 185,263	-100.00%	-	-	-	-	-	-
AUGUST	-	185,730	-100.00%	-	-	-	-	-	-
SEPTEMBER	-	177,978	-100.00%	-	-	-	-	-	-
OCTOBER	-	180,361	-100.00%	-	-	-	-	-	-
NOVEMBER	-	177,156	-100.00%	-	-	-	-	-	-
DECEMBER	-	173,684	-100.00%	-	-	-	-	-	-
JANUARY	-	100	-100.00%	-	-	-	-	-	-
FEBRUARY	-	102	-100.00%	-	-	-	-	-	-
MARCH	-	-	N/A	-	-	-	-	-	-
APRIL	-	-	N/A	-	-	-	-	-	-
MAY	-	-	N/A	-	-	-	-	-	-
JUNE	-	-	N/A	-	-	-	-	-	-
TOTALS	\$ -	\$ 1,080,374	-100.00%	-	-	-	-	-	-

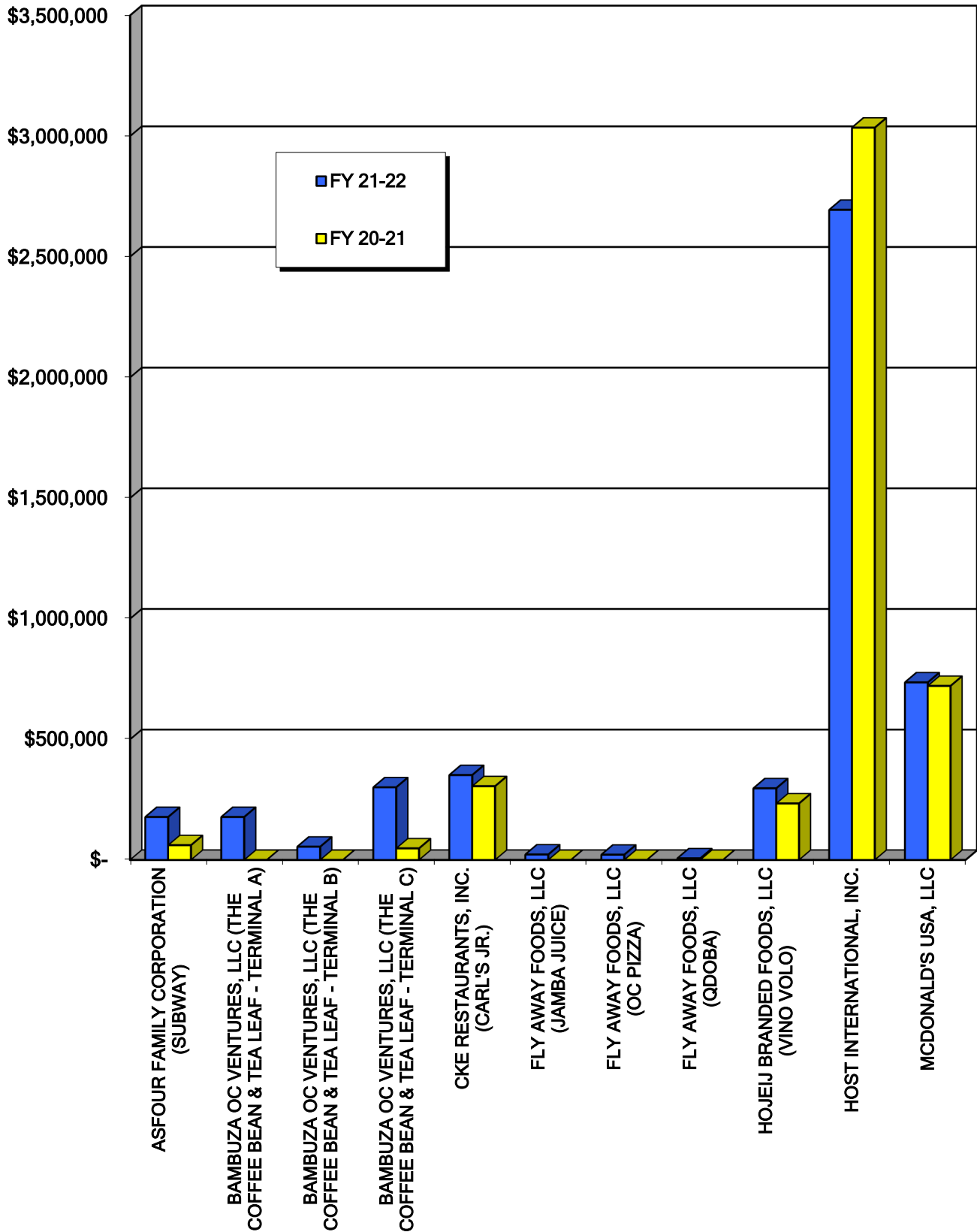
NOTE:

- a - Lease effective March 1, 2017 and terminated December 31, 2020.
- b - Atlantic Aviation's Transient Parking license terminated December 31, 2020.
- c - Atlantic Aviation's Airline Related Services license terminated December 31, 2020. Greater of monthly minimum of \$125 or 10% of monthly ramp services gross receipts.
- d - Atlantic Aviation's Tie-down license effective August 1, 2018 and terminated December 31, 2020. The monthly fee is \$4,340.
- e - Atlantic Aviation's Vehicle license effective August 23, 2018 and terminated December 31, 2020. The monthly fee is \$6,782.
- f - Effective March 2020, monthly rent increased from \$128,609 to \$132,765.
- g - Effective March 2020, monthly rent increased from \$3,284 to \$3,390.
- h - Fees based on \$0.06 per gallon of fuel delivered to the Airport and lubricant fees of \$0.10 per gallon.

FOOD AND BEVERAGE



FOOD AND BEVERAGE SUMMARY



FOOD AND BEVERAGE SUMMARY FOR FY 2021-2022

LESSEE/LICENSEE	LATE / PENALTY		21-22	20-21	% CHANGE
	REVENUE	FEES	TOTAL REVENUE	TOTAL REVENUE	
ASFOUR FAMILY CORPORATION (SUBWAY)	(a) \$ 177,764	\$ -	\$ 177,764	\$ 60,945	191.68%
BAMBUZA OC VENTURES, LLC (THE COFFEE BEAN & TEA LEAF - TERMINAL A)	177,514	323	177,837	-	N/A
BAMBUZA OC VENTURES, LLC (THE COFFEE BEAN & TEA LEAF - TERMINAL B)	54,556	177	54,733	-	N/A
BAMBUZA OC VENTURES, LLC (THE COFFEE BEAN & TEA LEAF - TERMINAL C)	300,353	499	300,852	47,742	530.16%
CKE RESTAURANTS, INC. (CARL'S JR.)	(a) 351,696	-	351,696	305,398	15.16%
FLY AWAY FOODS, LLC (JAMBA JUICE)	22,156	145	22,301	-	N/A
FLY AWAY FOODS, LLC (OC PIZZA)	21,523	-	21,523	-	N/A
FLY AWAY FOODS, LLC (QDOBA)	6,370	-	6,370	-	N/A
HOJEIJ BRANDED FOODS, LLC (VINO VOLO)	(a) 296,699	-	296,699	233,872	26.86%
HOST INTERNATIONAL, INC.	2,680,960	13,129	2,694,089	3,034,574	-11.22%
MCDONALD'S USA, LLC	735,822	-	735,822	721,031	2.05%
TOTALS	\$ 4,825,413	\$ 14,273	\$ 4,839,686	\$ 4,403,562	9.90%

NOTE:

a - Includes an adjustment to the revenue reported in the 2020-2021 Revenue Report.

ASFOUR FAMILY CORPORATION
dba SUBWAY
LEASE AGREEMENT - SPECIALTY CONCESSION
MONTH TO MONTH

	MONTHLY GROSS RECEIPTS	MONTHLY REVENUE 16.5% GROSS (c)	LATE / PENALTY FEES	21-22 MONTHLY REVENUE	20-21 MONTHLY REVENUE (b),(d)	% CHANGE
JULY	\$ 91,709	\$ 15,132	\$ -	\$ 15,132	\$ 4,073	271.52%
AUGUST	89,102	14,702	-	14,702	4,729	210.89%
SEPTEMBER	80,426	13,270	-	13,270	4,474	196.60%
OCTOBER	94,472	15,588	-	15,588	4,836	222.33%
NOVEMBER	94,877	15,655	-	15,655	3,565	339.13%
DECEMBER	89,394	14,750	-	14,750	2,921	404.96%
JANUARY	67,804	11,188	-	11,188	2,396	366.94%
FEBRUARY	71,546	11,805	-	11,805	2,944	300.99%
MARCH	94,096	15,526	-	15,526	5,214	197.78%
APRIL	109,327	18,039	-	18,039	7,083	154.68%
MAY	113,101	18,662	-	18,662	8,007	133.07%
JUNE	81,496	13,447	-	13,447	10,703	25.64%
TOTALS	\$ 1,077,350	\$ 177,764	\$ -	\$ 177,764	\$ 60,945	191.68%

NOTE:

- a - Lease effective November 18, 2011 and expired November 17, 2019.
b - Greater of minimum annual guarantee of \$188,832 or 16.5% of gross receipts through November 2019.
c - Effective December 2019, monthly rent is 16.5% of gross receipts.
d - Includes an adjustment to the revenue reported in the 2020-2021 Revenue Report.

BAMBUZA OC VENTURES, LLC
dba THE COFFEE BEAN & TEA LEAF (TERMINAL A)
LEASE AGREEMENT (INTERIM) - SPECIALTY COFFEE CONCESSION
 LEASE EXPIRES 07/08/2022

	MONTHLY GROSS RECEIPTS	MONTHLY REVENUE % GROSS (b)	LATE / PENALTY FEES	21-22 MONTHLY REVENUE	20-21 MONTHLY REVENUE	% CHANGE
JULY	\$ 68,466	\$ 9,585	\$ -	\$ 9,585	\$ -	N/A
AUGUST	102,678	14,375	-	14,375	-	N/A
SEPTEMBER	97,957	13,714	-	13,714	-	N/A
OCTOBER	112,218	15,710	-	15,710	-	N/A
NOVEMBER	105,570	14,780	-	14,780	-	N/A
DECEMBER	111,363	15,591	-	15,591	-	N/A
JANUARY	81,588	11,422	-	11,422	-	N/A
FEBRUARY	82,583	11,562	-	11,562	-	N/A
MARCH	106,200	14,868	-	14,868	-	N/A
APRIL	114,945	16,092	323	16,415	-	N/A
MAY	123,590	19,446	-	19,446	-	N/A
JUNE	127,307	20,369	-	20,369	-	N/A
TOTALS	\$ 1,234,465	\$ 177,514	\$ 323	\$ 177,837	\$ -	N/A

NOTE:

a - Lease effective July 9, 2021.

b - Effective July 9, 2021, monthly rent is 14% of gross receipts up to \$1.0 million, 16% of gross receipts between \$1.0 to \$2.0 million and 18% of gross receipts above \$2.0 million.

BAMBUZA OC VENTURES, LLC
dba THE COFFEE BEAN & TEA LEAF (TERMINAL B)
LEASE AGREEMENT (INTERIM) - SPECIALTY COFFEE CONCESSION
 LEASE EXPIRES 07/18/2022

	MONTHLY GROSS RECEIPTS	MONTHLY REVENUE % GROSS (b)	LATE / PENALTY FEES	21-22 MONTHLY REVENUE	20-21 MONTHLY REVENUE	% CHANGE
JULY	\$ 15,404	\$ 2,157	\$ -	\$ 2,157	\$ -	N/A
AUGUST	33,509	4,691	-	4,691	-	N/A
SEPTEMBER	30,784	4,310	-	4,310	-	N/A
OCTOBER	33,924	4,749	-	4,749	-	N/A
NOVEMBER	31,701	4,438	-	4,438	-	N/A
DECEMBER	37,517	5,252	-	5,252	-	N/A
JANUARY	25,791	3,611	-	3,611	-	N/A
FEBRUARY	27,537	3,855	-	3,855	-	N/A
MARCH	36,873	5,162	-	5,162	-	N/A
APRIL	37,191	5,207	177	5,384	-	N/A
MAY	40,320	5,645	-	5,645	-	N/A
JUNE	39,134	5,479	-	5,479	-	N/A
TOTALS	\$ 389,685	\$ 54,556	\$ 177	\$ 54,733	\$ -	N/A

NOTE:

a - Lease effective July 19, 2021.

b - Effective July 19, 2021, monthly rent is 14% of gross receipts up to \$1.0 million, 16% of gross receipts between \$1.0 to \$2.0 million and 18% of gross receipts above \$2.0 million.

BAMBUZA OC VENTURES, LLC
dba THE COFFEE BEAN & TEA LEAF (TERMINAL C)
LEASE AGREEMENT (INTERIM) - SPECIALTY COFFEE CONCESSION
MONTH TO MONTH

	MONTHLY GROSS RECEIPTS	MONTHLY REVENUE % GROSS (b)	LATE / PENALTY FEES	21-22 MONTHLY REVENUE	20-21 MONTHLY REVENUE	% CHANGE
JULY	\$ 172,439	\$ 24,141	\$ -	\$ 24,141	\$ -	N/A
AUGUST	166,508	23,311	-	23,311	-	N/A
SEPTEMBER	157,580	22,061	-	22,061	-	N/A
OCTOBER	170,023	23,955	-	23,955	-	N/A
NOVEMBER	173,148	27,704	-	27,704	-	N/A
DECEMBER	183,586	29,374	-	29,374	-	N/A
JANUARY	139,484	22,317	-	22,317	-	N/A
FEBRUARY	139,095	22,255	-	22,255	-	N/A
MARCH	166,384	26,621	-	26,621	-	N/A
APRIL	174,076	27,852	499	28,351	9,277	205.61%
MAY	186,576	26,121	-	26,121	17,436	49.81%
JUNE	176,007	24,641	-	24,641	21,029	17.18%
TOTALS	\$ 2,004,906	\$ 300,353	\$ 499	\$ 300,852	\$ 47,742	530.16%

NOTE:

a - Lease effective April 13, 2021 and expired April 12, 2022.

b - Effective April 13, 2021, monthly rent is 14% of gross receipts up to \$1.0 million, 16% of gross receipts between \$1.0 to \$2.0 million and 18% of gross receipts above \$2.0 million.

CKE RESTAURANTS, INC.
dba CARL'S JR.
LEASE AGREEMENT - FAST FOOD
LEASE EXPIRES 09/30/2022

	MONTHLY GROSS RECEIPTS	MINIMUM RENT OR % GROSS (b),(c),(e)	LATE / PENALTY FEES	21-22 MONTHLY REVENUE	20-21 MONTHLY REVENUE (d),(f)	% CHANGE
JULY	\$ 266,168	\$ 12,669	\$ -	\$ 12,669	\$ 29,563	-57.15%
AUGUST	240,453	8,555	-	8,555	29,934	-71.42%
SEPTEMBER	221,366	5,501	-	5,501	29,563	-81.39%
OCTOBER	219,635	35,142	-	35,142	29,563	18.87%
NOVEMBER	226,661	36,266	-	36,266	29,563	22.67%
DECEMBER	246,619	39,459	-	39,459	29,563	33.47%
JANUARY	180,664	28,906	-	28,906	29,563	-2.22%
FEBRUARY	197,990	27,719	-	27,719	14,372	92.87%
MARCH	242,033	33,885	-	33,885	22,969	47.52%
APRIL	255,642	39,703	-	39,703	25,850	53.59%
MAY	261,682	41,869	-	41,869	27,057	54.74%
JUNE	262,640	42,022	-	42,022	7,838	436.13%
TOTALS	\$ 2,821,553	\$ 351,696	\$ -	\$ 351,696	\$ 305,398	15.16%

NOTE:

- a - Lease effective January 6, 2012.
- b - Effective February 2021, greater of minimum annual guarantee of \$359,010 or 16% of gross receipts up to \$2.5 million and 16.5% of gross receipts above \$2.5 million.
- c - Effective February 1, 2022, monthly rent is 14% of gross receipts up to \$500,000, 16% of gross receipts between \$500,000 to \$1.5 million and 18% of gross receipts above \$1.5 million.
- d - Due to the COVID-19 pandemic, beginning March 1, 2020 to September 30, 2020, minimum monthly fee was deferred. Lessee was required to continue payment of percentage rent during the deferral period. All deferred rent was paid by June 30, 2021.
- e - Due to the COVID-19 pandemic, the monthly Minimum Annual Guarantee (MAG) rent of \$29,918 was abated for the months of June, July, August, and September 2021. Any annual percentage rent due over the MAG amount will be reconciled at the end of Lessee's accounting year.
- f - Includes an adjustment to the revenue reported in the 2020-2021 Revenue Report.

FLY AWAY FOODS, LLC (JAMBA JUICE)
LEASE AGREEMENT (INTERIM) - QUICK SERVE RESTAURANT CONCESSION
 LEASE EXPIRES 03/24/2023

	MONTHLY GROSS RECEIPTS	MONTHLY REVENUE % GROSS (b)	LATE / PENALTY FEES	21-22 MONTHLY REVENUE	20-21 MONTHLY REVENUE	% CHANGE
JULY	\$ -	\$ -	\$ -	\$ -	\$ -	N/A
AUGUST	-	-	-	-	-	N/A
SEPTEMBER	-	-	-	-	-	N/A
OCTOBER	-	-	-	-	-	N/A
NOVEMBER	-	-	-	-	-	N/A
DECEMBER	-	-	-	-	-	N/A
JANUARY	-	-	-	-	-	N/A
FEBRUARY	-	-	-	-	-	N/A
MARCH	12,622	1,515	-	1,515	-	N/A
APRIL	51,349	6,162	-	6,162	-	N/A
MAY	56,480	6,778	-	6,778	-	N/A
JUNE	64,178	7,701	145	7,846	-	N/A
TOTALS	\$ 184,629	\$ 22,156	\$ 145	\$ 22,301	\$ -	N/A

NOTE:

a - Lease effective March 25, 2022.

b - Effective March 25, 2022, monthly rent is 12% of gross receipts up to \$500,000, 14% of gross receipts between \$500,000 to \$750,000 and 16% of gross receipts above \$750,000.

FLY AWAY FOODS, LLC (OC PIZZA)
LEASE AGREEMENT (INTERIM) - QUICK SERVE RESTAURANT CONCESSION
 LEASE EXPIRES 04/12/2023

	MONTHLY GROSS RECEIPTS	MONTHLY REVENUE % GROSS (b)	LATE / PENALTY FEES	21-22 MONTHLY REVENUE	20-21 MONTHLY REVENUE	% CHANGE
JULY	\$ -	\$ -	\$ -	\$ -	\$ -	N/A
AUGUST	-	-	-	-	-	N/A
SEPTEMBER	-	-	-	-	-	N/A
OCTOBER	-	-	-	-	-	N/A
NOVEMBER	-	-	-	-	-	N/A
DECEMBER	-	-	-	-	-	N/A
JANUARY	-	-	-	-	-	N/A
FEBRUARY	-	-	-	-	-	N/A
MARCH	-	-	-	-	-	N/A
APRIL	33,660	4,039	-	4,039	-	N/A
MAY	71,353	8,562	-	8,562	-	N/A
JUNE	74,349	8,922	-	8,922	-	N/A
TOTALS	\$ 179,362	\$ 21,523	\$ -	\$ 21,523	\$ -	N/A

NOTE:

a - Lease effective April 13, 2022.

b - Effective April 13, 2022, monthly rent is 12% of gross receipts up to \$500,000, 14% of gross receipts between \$500,000 to \$750,000 and 16% of gross receipts above \$750,000.

FLY AWAY FOODS, LLC (QDOBA)
LEASE AGREEMENT (INTERIM) - QUICK SERVE RESTAURANT CONCESSION
 LEASE EXPIRES 06/15/2023

	MONTHLY GROSS RECEIPTS	MONTHLY REVENUE % GROSS (b)	LATE / PENALTY FEES	21-22 MONTHLY REVENUE	20-21 MONTHLY REVENUE	% CHANGE
JULY	\$ -	\$ -	\$ -	\$ -	\$ -	N/A
AUGUST	-	-	-	-	-	N/A
SEPTEMBER	-	-	-	-	-	N/A
OCTOBER	-	-	-	-	-	N/A
NOVEMBER	-	-	-	-	-	N/A
DECEMBER	-	-	-	-	-	N/A
JANUARY	-	-	-	-	-	N/A
FEBRUARY	-	-	-	-	-	N/A
MARCH	-	-	-	-	-	N/A
APRIL	-	-	-	-	-	N/A
MAY	-	-	-	-	-	N/A
JUNE	53,086	6,370	-	6,370	-	N/A
TOTALS	\$ 53,086	\$ 6,370	\$ -	\$ 6,370	\$ -	N/A

NOTE:

a - Lease effective June 16, 2022.

b - Effective June 16, 2022, monthly rent is 12% of gross receipts up to \$500,000, 14% of gross receipts between \$500,000 to \$750,000 and 16% of gross receipts above \$750,000.

HOJEIJ BRANDED FOODS, LLC (VINO VOLO)
LEASE AGREEMENT - SPECIALTY CONCESSION

LEASE EXPIRES 09/30/2022

	MONTHLY GROSS RECEIPTS	MINIMUM RENT OR % GROSS (c)	LATE / PENALTY FEES	21-22 MONTHLY REVENUE	20-21 MONTHLY REVENUE (d),(e)	% CHANGE
JULY	\$ 159,105	\$ 22,275	\$ -	\$ 22,275	\$ 19,672	13.23%
AUGUST	159,054	19,086	-	19,086	19,672	-2.98%
SEPTEMBER	149,155	17,899	-	17,899	19,672	-9.01%
OCTOBER	208,185	24,982	-	24,982	19,672	26.99%
NOVEMBER	183,336	22,000	-	22,000	19,672	11.83%
DECEMBER	194,125	23,295	-	23,295	19,672	18.42%
JANUARY	115,571	14,057	-	14,057	19,672	-28.54%
FEBRUARY	155,063	21,709	-	21,709	19,672	10.35%
MARCH	218,377	30,573	-	30,573	19,672	55.41%
APRIL	225,524	31,573	-	31,573	21,022	50.19%
MAY	245,615	34,386	-	34,386	16,904	103.42%
JUNE	236,147	34,864	-	34,864	18,898	84.49%
TOTALS	\$ 2,249,257	\$ 296,699	\$ -	\$ 296,699	\$ 233,872	26.86%

NOTE:

a - Lease effective July 20, 2011.

b - Effective August 22, 2017, Consent to Assignment, from Taste, Inc. to Hojeij Branded Foods, LLC, was approved.

c - Effective April 2021, monthly rent is 12% of gross receipts up to \$1.0 million, 14% of gross receipts between \$1.0 to \$2.0 million and 16% of gross receipts above \$2.0 million.

d - Due to the COVID-19 pandemic, beginning March 1, 2020 to September 30, 2020, minimum monthly fee was deferred. Lessee was required to continue payment of percentage rent during the deferral period. The deferred minimum annual guarantee balance shall be repaid in full by September 15, 2022.

e - Includes an adjustment to the revenue reported in the 2020-2021 Revenue Report.

HOST INTERNATIONAL, INC.
LEASE AGREEMENT - PRIMARY FOOD & BEVERAGE
LEASE EXPIRES 09/30/2022

	FOOD & NON ALCOHOLIC BEVERAGE GROSS RECEIPTS	ALCOHOLIC BEVERAGE GROSS RECEIPTS	TOTAL MONTHLY GROSS RECEIPTS	MINIMUM RENT OR % GROSS (a),(g)	STARBUCKS TERMINAL B GROSS RECEIPTS	MONTHLY REVENUE 14% GROSS (b)
JULY	\$ 804,163	\$ 694,556	\$ 1,498,719	\$ -	\$ 246,131	\$ 34,458
AUGUST	763,304	668,647	1,431,951	-	227,723	31,881
SEPTEMBER	712,314	690,577	1,402,891	-	217,443	30,442
OCTOBER	-	-	-	-	-	-
NOVEMBER	-	-	-	-	-	-
DECEMBER	-	-	-	-	-	-
JANUARY	-	-	-	-	-	-
FEBRUARY	-	-	-	-	-	-
MARCH	-	-	-	-	-	-
APRIL	-	-	-	-	-	-
MAY	-	-	-	-	-	-
JUNE	-	-	-	-	-	-
TOTALS	\$ 2,279,781	\$ 2,053,780	\$ 4,333,561	\$ -	\$ 691,297	\$ 96,781

	CASUAL DINING GROSS RECEIPTS (c)	CASUAL DINING TIERED % RENT (12%, 14%, 16%)	QUICK SERVE GROSS RECEIPTS (d)	QUICK SERVE TIERED % RENT (12%, 14%, 16%)	COFFEE GROSS RECEIPTS (e)	COFFEE TIERED % RENT (14%, 16%, 18%)
JULY	\$ -	\$ -	\$ -	\$ -	\$ -	\$ -
AUGUST	-	-	-	-	-	-
SEPTEMBER	-	-	-	-	-	-
OCTOBER	438,870	70,219	1,183,877	189,420	250,969	42,078
NOVEMBER	407,111	65,138	1,113,151	178,104	242,857	43,714
DECEMBER	423,559	50,827	1,135,991	156,759	260,607	36,485
JANUARY	301,203	36,144	796,894	127,503	207,608	29,065
FEBRUARY	365,474	45,662	957,458	153,193	221,475	31,006
MARCH	453,296	63,461	1,279,175	204,668	292,331	40,926
APRIL	445,392	62,355	1,314,179	210,269	300,014	47,643
MAY	455,612	72,676	1,406,426	225,028	317,247	50,760
JUNE	443,341	70,935	1,426,705	228,273	324,172	51,868
TOTALS	\$ 3,733,858	\$ 537,417	\$ 10,613,856	\$ 1,673,217	\$ 2,417,280	\$ 373,545

	MONTHLY REVENUE TIERED % RENT	LATE / PENALTY FEES	21-22 MONTHLY REVENUE	20-21 MONTHLY REVENUE (f),(h)	% CHANGE
JULY	\$ -	\$ 9,164	\$ 43,622	\$ 413,434	-89.45%
AUGUST	-	-	31,881	402,964	-92.09%
SEPTEMBER	-	3,965	34,407	243,403	-85.86%
OCTOBER	301,717	-	301,717	246,856	22.22%
NOVEMBER	286,956	-	286,956	251,227	14.22%
DECEMBER	244,071	-	244,071	240,881	1.32%
JANUARY	192,712	-	192,712	246,083	-21.69%
FEBRUARY	229,861	-	229,861	231,989	-0.92%
MARCH	309,055	-	309,055	240,278	28.62%
APRIL	320,267	-	320,267	242,707	31.96%
MAY	348,464	-	348,464	243,214	43.27%
JUNE	351,076	-	351,076	31,538	1013.18%
TOTALS	\$ 2,584,179	\$ 13,129	\$ 2,694,089	\$ 3,034,574	-11.22%

NOTE:

- a - Effective September 2020, greater of minimum annual guarantee of \$2,598,000 or 15.5% of food/non-alcoholic beverage, 22% of alcoholic beverage and 15.5% of concession-related merchandise gross receipts.
- b - Effective September 2020, Starbucks terminal B commenced operations and monthly rent is 14% of gross receipts.
- c - Effective October 1, 2021, monthly rent for Casual dining is 12% of gross receipts up to \$1.0 million, 14% of gross receipts between \$1.0 to \$2.0 million and 16% of gross receipts above \$2.0 million.
- d - Effective October 1, 2021, monthly rent for Quick Serve is 12% of gross receipts up to \$500,000, 14% of gross receipts between \$500,000 to \$750,000 and 16% of gross receipts above \$750,000.
- e - Effective October 1, 2021, monthly rent for Coffee is 14% of gross receipts up to \$1.0 million, 16% of gross receipts between \$1.0 to \$2.0 million and 18% of gross receipts above \$2.0 million.
- f - Due to the COVID-19 pandemic, beginning March 1, 2020 to September 30, 2020, minimum monthly fee was deferred. Lessee was required to continue payment of percentage rent during the deferral period. The deferred minimum annual guarantee balance shall be repaid in full by August 15, 2022.
- g - Due to the COVID-19 pandemic, the monthly Minimum Annual Guarantee (MAG) rent of \$216,500 was abated for the months of June, July, August, and September 2021. Any annual percentage rent due over the MAG amount will be reconciled at the end of Lessee's accounting year.
- h - Effective September 1, 2020, 9 locations were relinquished in exchange for a pro-rata reduction in MAG.

MCDONALD'S USA, LLC
LEASE AGREEMENT - FAST FOOD
 LEASE EXPIRES 09/30/2022

	FOOD/BEVERAGE GROSS RECEIPTS	MINIMUM RENT OR % GROSS (b),(c)	LATE / PENALTY FEES	21-22 MONTHLY REVENUE	20-21 MONTHLY REVENUE (a)	% CHANGE
JULY	\$ 467,693	\$ -	\$ -	\$ -	\$ 65,254	-100.00%
AUGUST	429,408	12,040	-	12,040	65,254	-81.55%
SEPTEMBER	384,386	3,936	-	3,936	65,254	-93.97%
OCTOBER	444,674	80,041	-	80,041	66,333	20.67%
NOVEMBER	426,322	76,738	-	76,738	66,333	15.69%
DECEMBER	454,757	81,856	-	81,856	66,333	23.40%
JANUARY	331,374	59,647	-	59,647	65,254	-8.59%
FEBRUARY	360,101	64,818	-	64,818	65,254	-0.67%
MARCH	444,845	80,072	-	80,072	65,254	22.71%
APRIL	492,564	88,662	-	88,662	65,254	35.87%
MAY	511,158	92,008	-	92,008	65,254	41.00%
JUNE	533,356	96,004	-	96,004	-	N/A
TOTALS	\$ 5,280,638	\$ 735,822	\$ -	\$ 735,822	\$ 721,031	2.05%

NOTE:

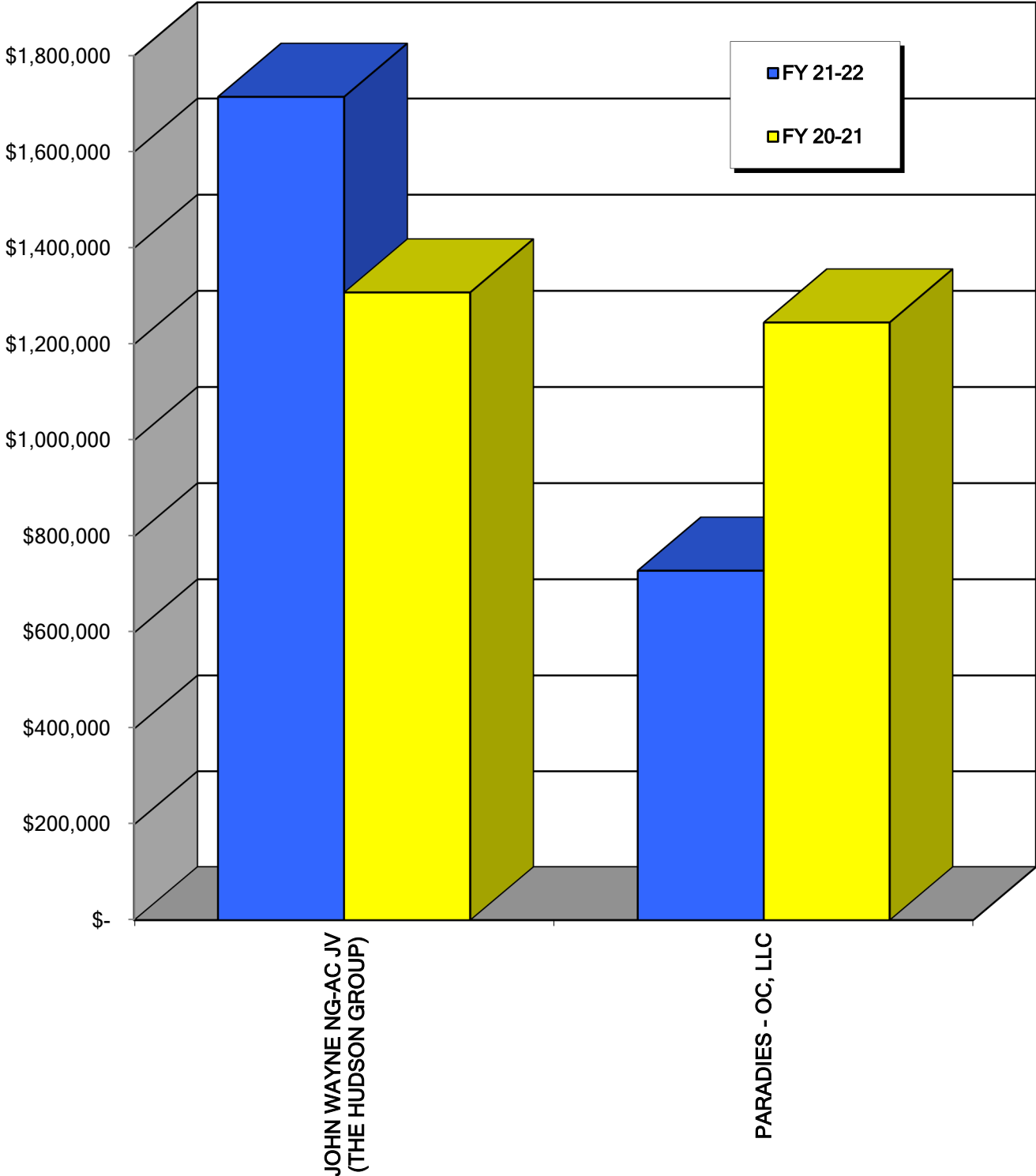
- a - Effective August 2019, greater of minimum annual guarantee of \$783,044 or 18% of food/non-alcoholic beverage gross receipts.
- b - Effective June 1, 2022, monthly rent is 14% of gross receipts up to \$500,000, 16% of gross receipts between \$500,000 to \$1.5 million and 18% of gross receipts above \$1.5 million.
- c - Due to the COVID-19 pandemic, the monthly Minimum Annual Guarantee (MAG) rent of \$65,254 was abated for the months of June, July, August, and September 2021. Any annual percentage rent due over the MAG amount will be reconciled at the end of Lessee's accounting year.

GIFTS, NEWS, SUNDRIES AND SPECIALTY

GIFTS, NEWS, SUNDRIES
AND SPECIALTY



GIFTS, NEWS, SUNDRIES, & SPECIALTY SUMMARY



GIFTS, NEWS, SUNDRIES, & SPECIALTY SUMMARY FOR FY 2021-2022

LESSEE	LATE / PENALTY		21-22 TOTAL	20-21 TOTAL	% CHANGE
	REVENUE	FEES	REVENUE	REVENUE	
JOHN WAYNE NG-AC JV (THE HUDSON GROUP)	(a) \$ 1,705,051	\$ 9,366	\$ 1,714,417	\$ 1,307,550	31.12%
PARADIES - OC, LLC	728,834	-	728,834	1,245,135	-41.47%
TOTALS	\$ 2,433,885	\$ 9,366	\$ 2,443,251	\$ 2,552,685	-4.29%

NOTE:

a - Includes an adjustment to the revenue reported in the 2020-2021 Revenue Report.

**JOHN WAYNE NG-AC JV
(THE HUDSON GROUP)
LEASE AGREEMENT-NEWS & GIFT
& SPECIALTY RETAIL CONCESSION**

LEASE EXPIRES 09/30/2022

	NEWS/SUNDRIES & GIFTS GROSS RECEIPTS	SPECIALTY RETAIL GROSS RECEIPTS	TOTAL MONTHLY GROSS RECEIPTS	MINIMUM RENT OR % GROSS (a),(b),(d)
JULY	\$ 867,742	\$ 95,207	\$ 962,949	\$ 53,291
AUGUST	840,270	89,878	930,148	46,463
SEPTEMBER	775,006	124,862	899,868	36,905
OCTOBER	867,299	112,728	980,027	189,703
NOVEMBER	846,244	104,096	950,340	182,286
DECEMBER	838,195	105,152	943,347	179,059
JANUARY	596,680	70,169	666,849	127,478
FEBRUARY	697,936	84,989	782,925	111,868
MARCH	896,657	125,099	1,021,756	175,369
APRIL	994,235	126,058	1,120,293	194,089
MAY	1,030,252	119,034	1,149,286	199,729
JUNE	1,062,433	131,927	1,194,360	208,811
TOTALS	\$ 10,312,949	\$ 1,289,199	\$ 11,602,148	\$ 1,705,051

	LATE / PENALTY FEES	21-22 MONTHLY REVENUE	20-21 MONTHLY REVENUE (c),(e)	% CHANGE
JULY	\$ 2,128	\$ 55,419	\$ 134,923	-58.93%
AUGUST	2,291	48,754	134,285	-63.69%
SEPTEMBER	-	36,905	135,383	-72.74%
OCTOBER	-	189,703	134,285	41.27%
NOVEMBER	-	182,286	134,285	35.75%
DECEMBER	-	179,059	134,285	33.34%
JANUARY	-	127,478	134,285	-5.07%
FEBRUARY	-	111,868	46,309	141.57%
MARCH	-	175,369	80,737	117.21%
APRIL	-	194,089	104,338	86.02%
MAY	-	199,729	119,724	66.82%
JUNE	4,947	213,758	14,711	1353.05%
TOTALS	\$ 9,366	\$ 1,714,417	\$ 1,307,550	31.12%

NOTE:

- a - Effective February 2021, greater of minimum annual guarantee of \$1,622,228 or percentage of gross receipts (18% of News/Sundries; 28% of Gifts and 15% of Specialty Retail and Brookstone).
- b - Effective February 2022, only News & Gift and Specialty Retail percentage rents shall be due. News & Gift percent rent shall be calculated based on a total cumulative annual gross receipts (up to \$500,000, use 14%; between \$500,000 and \$750,000, use 16%; and above \$750,000, use 18%). Specialty Retail percent rent shall be calculated based on a total cumulative annual gross receipts (up to \$500,000, use 12%; between \$500,000 and \$750,000, use 14%; and above \$750,000, use 16%).
- c - Due to the COVID-19 pandemic, beginning March 1, 2020 to September 30, 2020, minimum monthly fee was deferred. Lessee was required to continue payment of percentage rent during the deferral period. All deferred rent was paid by June 30, 2021.
- d - Due to the COVID-19 pandemic, the monthly Minimum Annual Guarantee (MAG) rent of \$135,186 was abated for the months of June, July, August, and September 2021. Any annual percentage rent due over the MAG amount will be reconciled at the end of Lessee's accounting year.
- e - Includes an adjustment to the revenue reported in the 2020-2021 Revenue Report.

PARADIES - OC, LLC
LEASE AGREEMENT-NEWS & GIFT
& SPECIALTY RETAIL CONCESSION
 LEASE EXPIRES 09/30/2022

	NEWS/SUNDRIES & GIFTS GROSS RECEIPTS	SPECIALTY RETAIL GROSS RECEIPTS	TOTAL MONTHLY GROSS RECEIPTS	MINIMUM RENT OR % GROSS (a),(b),(c),(f)
JULY	\$ 459,882	\$ -	\$ 459,882	\$ -
AUGUST	439,228	-	439,228	-
SEPTEMBER	383,360	-	383,360	-
OCTOBER	444,630	-	444,630	88,391
NOVEMBER	423,961	-	423,961	88,391
DECEMBER	426,271	-	426,271	59,678
JANUARY	308,891	-	308,891	47,948
FEBRUARY	399,651	-	399,651	71,640
MARCH	467,175	-	467,175	84,092
APRIL	524,585	-	524,585	94,425
MAY	549,011	-	549,011	98,822
JUNE	530,262	-	530,262	95,447
TOTALS	\$ 5,356,907	\$ -	\$ 5,356,907	\$ 728,834

	LATE / PENALTY FEES	21-22 MONTHLY REVENUE	20-21 MONTHLY REVENUE (d),(e)	% CHANGE
JULY	\$ -	\$ -	\$ 118,110	-100.00%
AUGUST	-	-	118,110	-100.00%
SEPTEMBER	-	-	118,110	-100.00%
OCTOBER	-	88,391	118,110	-25.16%
NOVEMBER	-	88,391	118,110	-25.16%
DECEMBER	-	59,678	121,101	-50.72%
JANUARY	-	47,948	120,571	-60.23%
FEBRUARY	-	71,640	120,571	-40.58%
MARCH	-	84,092	88,807	-5.31%
APRIL	-	94,425	95,995	-1.64%
MAY	-	98,822	107,540	-8.11%
JUNE	-	95,447	-	N/A
TOTALS	\$ -	\$ 728,834	\$ 1,245,135	-41.47%

NOTE:

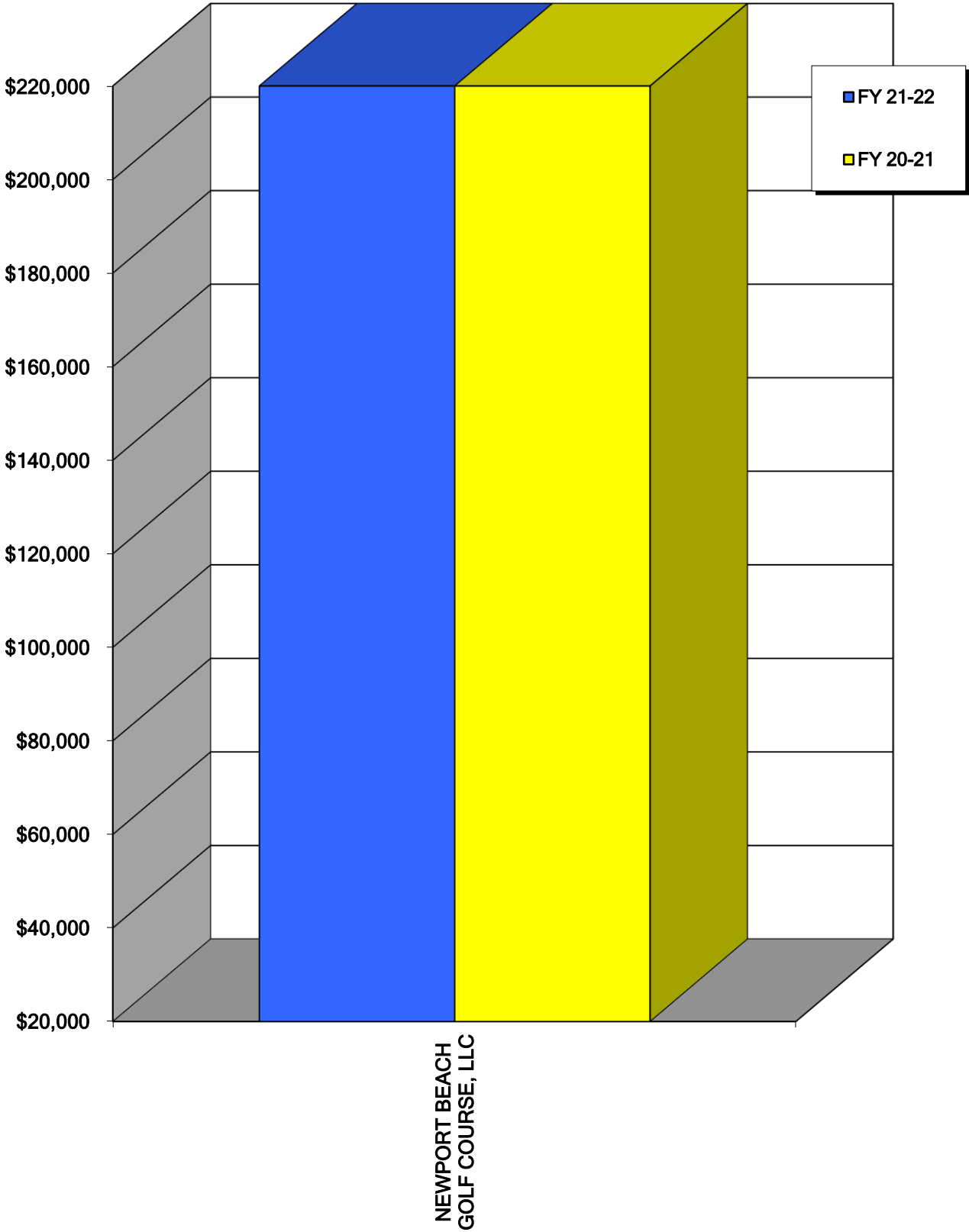
- a - Effective December 2020, greater of minimum annual guarantee of \$1,446,849 or percentage of gross receipts (17% of News/Sundries; 26% of Gifts; and 12% of Specialty Retail).
- b - Effective March 2021, greater of minimum annual guarantee of \$1,060,689 or percentage of gross receipts (17% of News/Sundries; 26% of Gifts; and 12% of Specialty Retail).
- c - Effective December 2021, only News & Gift and Specialty Retail percentage rents shall be due. News & Gift percent rent shall be calculated based on a total cumulative annual gross receipts (up to \$500,000, use 14%; between \$500,000 and \$750,000, use 16%; and above \$750,000, use 18%). Specialty Retail percent rent shall be calculated based on a total cumulative annual gross receipts (up to \$500,000, use 12%; between \$500,000 and \$750,000, use 14%; and above \$750,000, use 16%).
- d - Due to the COVID-19 pandemic, beginning March 1, 2020 to September 30, 2020, minimum monthly fee was deferred. Lessee was required to continue payment of percentage rent during the deferral period. The deferred minimum annual guarantee balance shall be repaid in full by September 15, 2022.
- e - Due to the COVID-19 pandemic, specialty operations closed temporarily effective April 2020 and reopened effective September 2020.
- f - Due to the COVID-19 pandemic, the monthly Minimum Annual Guarantee (MAG) rent of \$83,391 was abated for the months of June, July, August, and September 2021. Any annual percentage rent due over the MAG amount will be reconciled at the end of Lessee's accounting year.

GOLF COURSE

GOLF COURSE



NEWPORT BEACH GOLF COURSE



NEWPORT BEACH GOLF COURSE, LLC
GOLF COURSE LEASE
 MONTH TO MONTH

	RESTAURANT GR. RECEIPTS (SALES) (d)	PRO SHOP GR. RECEIPTS (SALES)	GOLF LESSONS GR. RECEIPTS (SALES)	GOLF REVENUE GR. RECEIPTS	SPECIAL EVENTS GR. RECEIPTS (SALES)	RESTAURANT GR. RECEIPTS (RENT)	PRO SHOP GR. RECEIPTS (RENT)
JULY	\$ -	\$ 143,401	\$ -	\$ 189,351	\$ -	\$ -	\$ 5,000
AUGUST	38,664	122,451	-	179,728	-	9,000	5,000
SEPTEMBER	68,019	124,856	-	169,488	-	9,000	5,000
OCTOBER	74,781	102,870	-	143,719	-	9,000	5,000
NOVEMBER	69,098	103,560	-	144,083	-	9,000	5,000
DECEMBER	61,026	113,432	-	130,728	-	9,000	5,000
JANUARY	68,326	102,999	-	149,127	-	9,000	5,000
FEBRUARY	56,816	106,220	-	137,849	-	9,000	5,000
MARCH	75,420	131,619	-	164,527	-	9,000	5,000
APRIL	65,184	117,389	-	171,642	-	9,000	5,000
MAY	74,368	113,908	-	183,903	-	9,000	5,000
JUNE	72,723	124,706	-	212,087	-	9,000	5,000
TOTALS	\$ 724,425	\$ 1,407,411	\$ -	\$ 1,976,232	\$ -	\$ 99,000	\$ 60,000

	TOTAL MONTHLY GROSS RECEIPTS	RESTAURANT (SALES) (3.5% GROSS)	PRO SHOP (SALES) (2.5% GROSS)	GOLF LESSONS (SALES) (7.5% GROSS)	GOLF REVENUE (10% GROSS)	SPECIAL EVENTS (7.5% GROSS)	RESTAURANT (RENT) (3.5% GROSS)	PRO SHOP (RENT) (2.5% GROSS)
JULY	\$ 337,752	\$ -	\$ 3,585	\$ -	\$ 18,935	\$ -	\$ -	\$ 125
AUGUST	354,843	1,353	3,061	-	17,973	-	315	125
SEPTEMBER	376,363	2,381	3,121	-	16,949	-	315	125
OCTOBER	335,370	2,617	2,572	-	14,372	-	315	125
NOVEMBER	330,741	2,418	2,589	-	14,408	-	315	125
DECEMBER	319,186	2,136	2,836	-	13,073	-	315	125
JANUARY	334,452	2,391	2,575	-	14,913	-	315	125
FEBRUARY	314,885	1,989	2,656	-	13,785	-	315	125
MARCH	385,566	2,640	3,290	-	16,453	-	315	125
APRIL	368,215	2,281	2,935	-	17,164	-	315	125
MAY	386,179	2,603	2,848	-	18,390	-	315	125
JUNE	423,516	2,545	3,118	-	21,209	-	315	125
TOTALS	\$ 4,267,068	\$ 25,354	\$ 35,186	\$ -	\$ 197,624	\$ -	\$ 3,465	\$ 1,500

	MINIMUM RENT OR % GROSS (a),(b)	LATE / PENALTY FEES	21-22 MONTHLY REVENUE	20-21 MONTHLY REVENUE	% CHANGE
JULY	\$ 22,645	\$ -	\$ 22,645	\$ 28,065	-19.31%
AUGUST	22,827	-	22,827	27,749	-17.74%
SEPTEMBER	22,891	-	22,891	26,314	-13.01%
OCTOBER	20,001	-	20,001	21,061	-5.03%
NOVEMBER	19,855	-	19,855	20,624	-3.73%
DECEMBER	18,485	-	18,485	20,140	-8.22%
JANUARY	20,319	-	20,319	20,249	0.35%
FEBRUARY	18,870	-	18,870	19,514	-3.30%
MARCH	22,823	-	22,823	22,738	0.37%
APRIL	22,820	-	22,820	21,868	4.35%
MAY	24,281	-	24,281	22,059	10.07%
JUNE	27,312	-	27,312	23,792	14.79%
TOTALS	\$ 263,129	\$ -	\$ 263,129	\$ 274,173	-4.03%

NOTE:

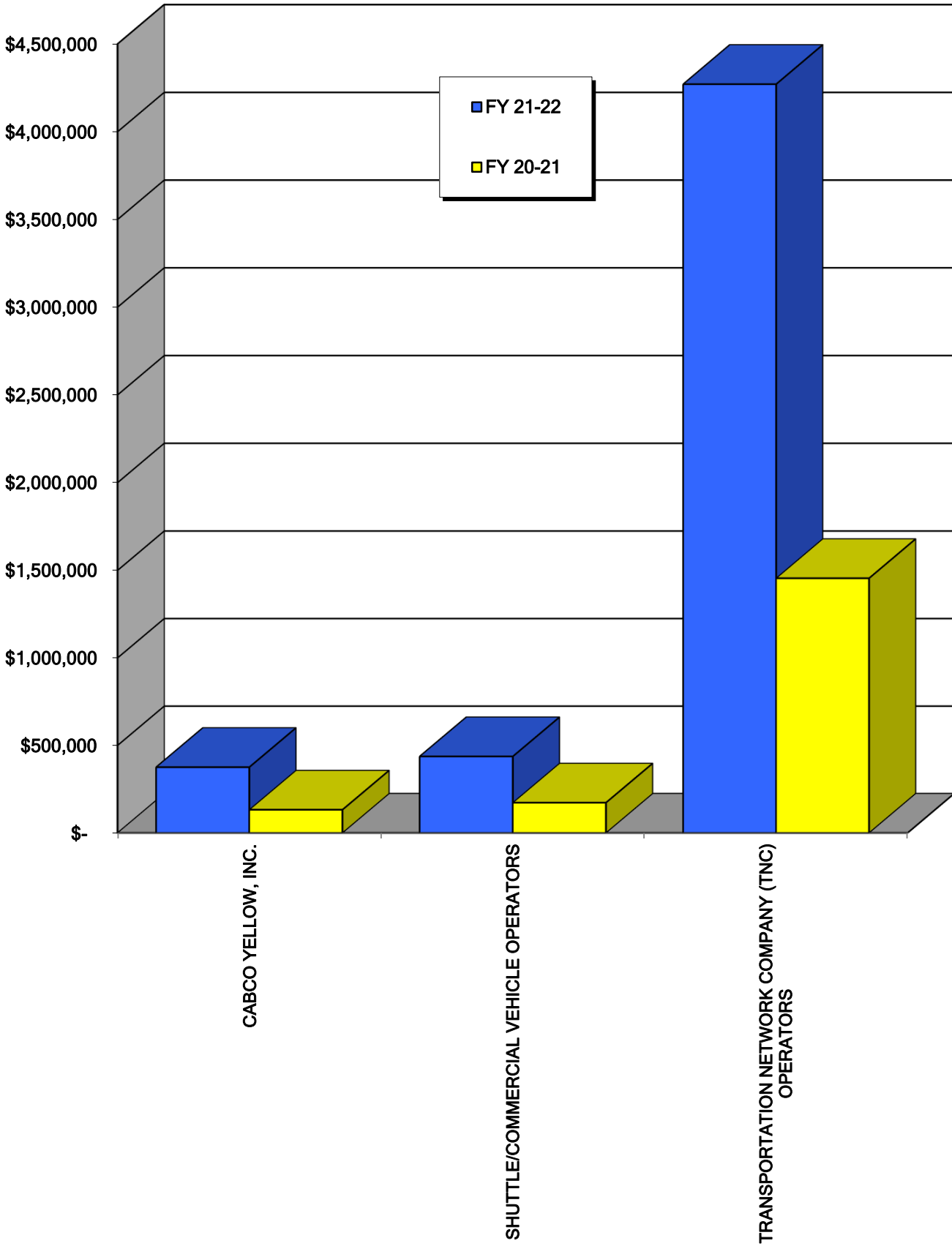
- a - Effective December 2020, the greater of minimum annual guarantee of \$223,159 (payable in monthly installments of \$16,117 for December 2020-April 2021, \$21,076 from May 2021-October 2021 and \$16,117 for November 2021) or percentage of gross receipts.
- b - Effective December 2021, the greater of minimum annual guarantee of \$232,092 (payable in monthly installments of \$16,762 for December 2021-April 2022, \$21,920 from May 2022-October 2022 and \$16,762 for November 2022) or percentage of gross receipts.
- c - Lease expired November 30, 2020.
- d - Emerald Kitchen closed effective May 9, 2021, and re-opened in August 2021.

GROUND TRANSPORTATION

GROUND
TRANSPORTATION



GROUND TRANSPORTATION SUMMARY



GROUND TRANSPORTATION SUMMARY FOR FY 2021-2022

LESSEE/LICENSEE	LATE / PENALTY		21-22 TOTAL	20-21 TOTAL	% CHANGE
	REVENUE	FEES	REVENUE	REVENUE	
CABCO YELLOW, INC.	\$ 368,670	\$ 6,716	\$ 375,386	\$ 132,070	184.23%
SHUTTLE/COMMERCIAL VEHICLE OPERATORS TRANSPORTATION NETWORK COMPANY (TNC) OPERATORS	432,564	4,245	436,809	172,436	153.32%
	4,268,667	1,868	4,270,535	1,454,400	193.63%
TOTALS	\$ 5,069,901	\$ 12,829	\$ 5,082,730	\$ 1,758,906	188.97%

CABCO YELLOW, INC.
OPERATING AGREEMENT - TAXICAB

OPERATING AGREEMENT EXPIRES 12/31/2022

	TOTAL NUMBER OF TRIPS	REVENUE / TRIP FEES (a)	LATE / PENALTY FEES	21-22 MONTHLY REVENUE	20-21 MONTHLY REVENUE	% CHANGE
JULY	11,706	\$ 35,118	\$ 299	\$ 35,417	\$ 7,728	358.29%
AUGUST	10,660	31,980	-	31,980	8,301	285.25%
SEPTEMBER	10,009	30,027	627	30,654	8,577	257.40%
OCTOBER	11,567	34,701	580	35,281	9,441	273.70%
NOVEMBER	9,896	29,688	-	29,688	8,232	260.64%
DECEMBER	9,141	27,423	-	27,423	6,195	342.66%
JANUARY	6,911	20,733	2,142	22,875	5,946	284.71%
FEBRUARY	7,368	22,104	-	22,104	6,525	238.76%
MARCH	10,668	32,004	991	32,995	11,169	195.42%
APRIL	11,590	34,770	923	35,693	13,236	169.67%
MAY	11,528	34,584	1,154	35,738	18,945	88.64%
JUNE	11,846	35,538	-	35,538	27,775	27.95%
TOTALS	122,890	\$ 368,670	\$ 6,716	\$ 375,386	\$ 132,070	184.23%

NOTE:

a - Effective June 1, 2020, trip fees based on \$3.00 per trip and includes pick up and drop off.

**GROUND TRANSPORTATION
SHUTTLE/COMMERCIAL VEHICLE OPERATORS**

	TOTAL NUMBER OF TRIPS	REVENUE TO COUNTY TRIP FEES (a)	LATE / PENALTY FEES	21-22 MONTHLY REVENUE	20-21 MONTHLY REVENUE	% CHANGE
JULY	13,045	\$ 39,135	\$ 32	\$ 39,167	\$ 8,426	364.84%
AUGUST	11,864	35,592	565	36,157	9,598	276.71%
SEPTEMBER	12,472	37,416	50	37,466	9,631	289.01%
OCTOBER	13,441	40,323	114	40,437	12,388	226.42%
NOVEMBER	11,068	33,204	2,197	35,401	12,200	190.17%
DECEMBER	12,132	36,396	303	36,699	11,162	228.79%
JANUARY	10,006	30,018	166	30,184	9,788	208.38%
FEBRUARY	10,939	32,817	209	33,026	9,969	231.29%
MARCH	12,745	38,235	217	38,452	15,905	141.76%
APRIL	12,191	36,573	100	36,673	20,369	80.04%
MAY	12,774	38,322	72	38,394	23,914	60.55%
JUNE	11,511	34,533	220	34,753	29,086	19.48%
TOTALS	144,188	\$ 432,564	\$ 4,245	\$ 436,809	\$ 172,436	153.32%

NOTE:

a - Pick-up and drop-off trips based on \$3.00 per trip.

**GROUND TRANSPORTATION
TRANSPORTATION NETWORK COMPANY (TNC) OPERATORS
GROUND TRANSPORTATION OPERATING PERMITS**

	NUMBER OF TRIPS LYFT, INC.	NUMBER OF TRIPS UBER	NUMBER OF TRIPS WINGZ	TNC TOTAL NUMBER OF TRIPS
JULY	36,819	58,939	8	95,766
AUGUST	39,290	58,412	24	97,726
SEPTEMBER	41,660	63,521	47	105,228
OCTOBER	43,984	77,928	66	121,978
NOVEMBER	42,830	73,443	24	116,297
DECEMBER	44,341	70,485	25	114,851
JANUARY	31,874	55,241	28	87,143
FEBRUARY	38,593	62,906	33	101,532
MARCH	51,778	91,865	44	143,687
APRIL	50,971	89,017	36	140,024
MAY	55,696	97,196	44	152,936
JUNE	51,390	94,266	65	145,721
TOTALS	529,226	893,219	444	1,422,889

	REVENUE TO COUNTY TRIP FEES (a)	LATE / PENALTY FEES	21-22 MONTHLY REVENUE	20-21 MONTHLY REVENUE	% CHANGE
JULY	\$ 287,298	\$ -	\$ 287,298	\$ 84,630	239.48%
AUGUST	293,178	-	293,178	93,177	214.65%
SEPTEMBER	315,684	-	315,684	102,909	206.76%
OCTOBER	365,934	1,868	367,802	113,499	224.06%
NOVEMBER	348,891	-	348,891	105,270	231.42%
DECEMBER	344,553	-	344,553	89,751	283.90%
JANUARY	261,429	-	261,429	74,487	250.97%
FEBRUARY	304,596	-	304,596	83,106	266.52%
MARCH	431,061	-	431,061	123,390	249.35%
APRIL	420,072	-	420,072	150,120	179.82%
MAY	458,808	-	458,808	198,630	130.99%
JUNE	437,163	-	437,163	235,431	85.69%
TOTALS	\$ 4,268,667	\$ 1,868	\$ 4,270,535	\$ 1,454,400	193.63%

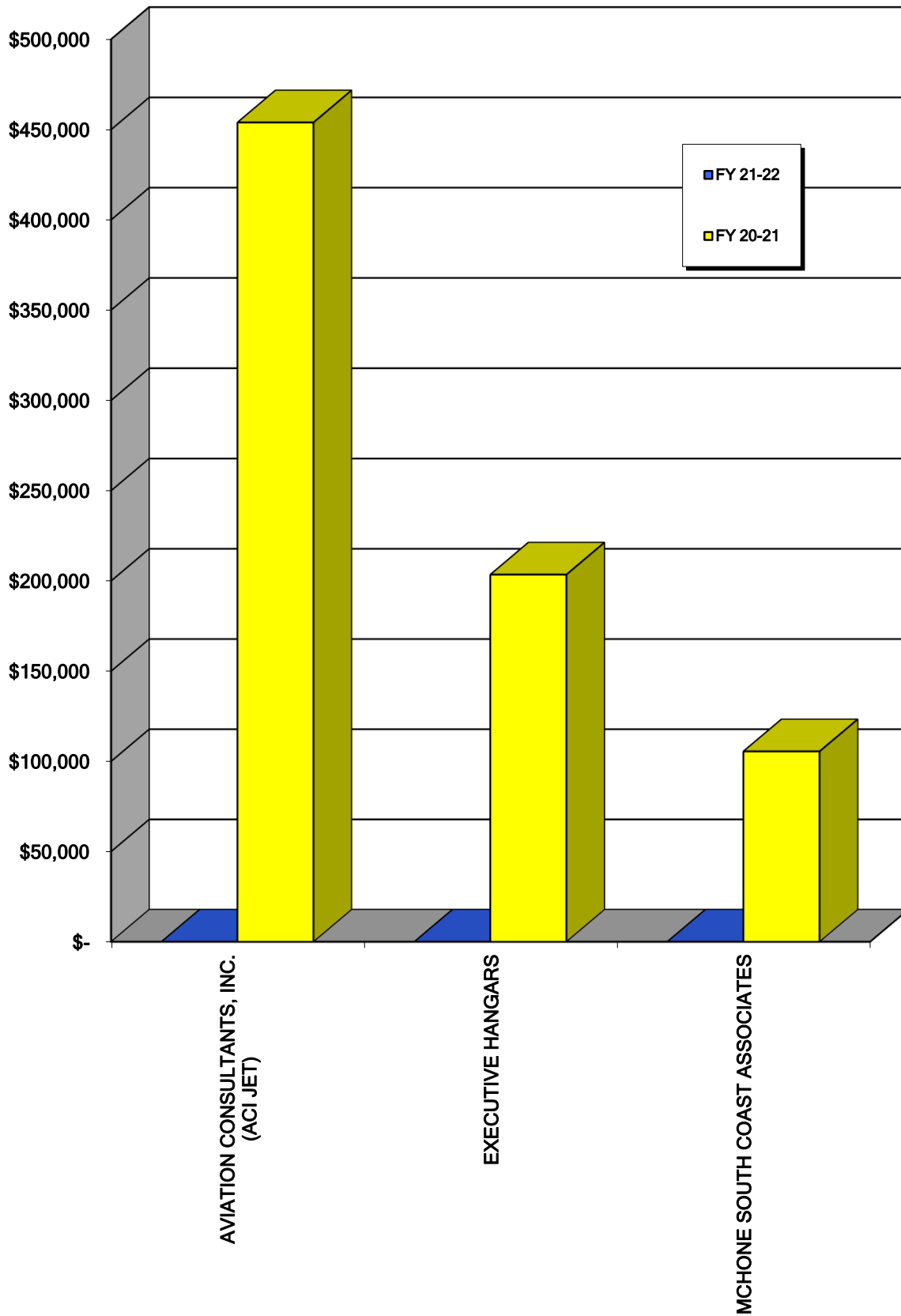
NOTE:

a - Pick-up and drop-off trips based on \$3.00 per trip.

HANGARS



HANGARS SUMMARY



HANGARS SUMMARY FOR FY 2021-2022

LESSEE	HANGAR	TIEDOWN	LATE /	21-22	20-21	% CHANGE
	REVENUE	REVENUE	PENALTY	TOTAL	TOTAL	
			FEES	REVENUE	REVENUE	
AVIATION CONSULTANTS, INC. (ACI JET)	\$ -	\$ -	\$ -	\$ -	\$ 453,906	-100.00%
EXECUTIVE HANGARS	-	-	-	-	203,452	-100.00%
MCHONE SOUTH COAST ASSOCIATES	-	-	-	-	105,499	-100.00%
TOTALS	\$ -	\$ -	\$ -	\$ -	\$ 762,857	-100.00%

AVIATION CONSULTANTS, INC.**dba ACI JET****HANGAR LEASE**

LEASE TERMINATED 12/31/2020

	HANGAR MONTHLY RENT	LATE / PENALTY FEES	21-22 MONTHLY REVENUE	20-21 MONTHLY REVENUE (b)	% CHANGE
JULY	\$ -	\$ -	\$ -	\$ 75,651	-100.00%
AUGUST	-	-	-	75,651	-100.00%
SEPTEMBER	-	-	-	75,651	-100.00%
OCTOBER	-	-	-	75,651	-100.00%
NOVEMBER	-	-	-	75,651	-100.00%
DECEMBER	-	-	-	75,651	-100.00%
JANUARY	-	-	-	-	N/A
FEBRUARY	-	-	-	-	N/A
MARCH	-	-	-	-	N/A
APRIL	-	-	-	-	N/A
MAY	-	-	-	-	N/A
JUNE	-	-	-	-	N/A
TOTALS	\$ -	\$ -	\$ -	\$ 453,906	-100.00%

NOTE:

a - Lease effective April 1, 2017 and terminated December 31, 2020.

b - Effective April 2020, monthly rent increased from \$73,476 to \$75,651.

EXECUTIVE HANGARS
HANGAR LEASE
 LEASE TERMINATED 12/31/2020

	HANGAR MONTHLY GROSS RECEIPTS	MINIMUM RENT OR 45% GROSS	LATE / PENALTY FEES	21-22 MONTHLY REVENUE	20-21 MONTHLY REVENUE (a)	% CHANGE
JULY	\$ -	\$ -	\$ -	\$ -	\$ 34,312	-100.00%
AUGUST	-	-	-	-	33,692	-100.00%
SEPTEMBER	-	-	-	-	33,692	-100.00%
OCTOBER	-	-	-	-	33,692	-100.00%
NOVEMBER	-	-	-	-	33,692	-100.00%
DECEMBER	-	-	-	-	34,372	-100.00%
JANUARY	-	-	-	-	-	N/A
FEBRUARY	-	-	-	-	-	N/A
MARCH	-	-	-	-	-	N/A
APRIL	-	-	-	-	-	N/A
MAY	-	-	-	-	-	N/A
JUNE	-	-	-	-	-	N/A
TOTALS	\$ -	\$ -	\$ -	\$ -	\$ 203,452	-100.00%

NOTE:

a - Effective December 2019, greater of annual minimum guarantee of \$404,310 or 45% of gross receipts.

Effective December 2020, greater of annual minimum guarantee of \$412,463 or 45% of gross receipts.

b - Lease terminated December 31, 2020.

PM 1121-152.02 (d)
 PM 1121-0223 (a)

MCHONE SOUTH COAST ASSOCIATES
HANGAR AND TIEDOWN LEASES
 LEASE TERMINATED 12/31/2020

	HANGAR MONTHLY GROSS RECEIPTS	MINIMUM RENT OR 30% GROSS	TIEDOWN MONTHLY RENT	LATE / PENALTY FEES	21-22 MONTHLY REVENUE	20-21 MONTHLY REVENUE (b),(c)	% CHANGE
JULY	\$ -	\$ -	\$ -	\$ -	\$ -	\$ 17,189	-100.00%
AUGUST	-	-	-	-	-	17,662	-100.00%
SEPTEMBER	-	-	-	-	-	17,662	-100.00%
OCTOBER	-	-	-	-	-	17,662	-100.00%
NOVEMBER	-	-	-	-	-	17,662	-100.00%
DECEMBER	-	-	-	-	-	17,662	-100.00%
JANUARY	-	-	-	-	-	-	N/A
FEBRUARY	-	-	-	-	-	-	N/A
MARCH	-	-	-	-	-	-	N/A
APRIL	-	-	-	-	-	-	N/A
MAY	-	-	-	-	-	-	N/A
JUNE	-	-	-	-	-	-	N/A
TOTALS	\$ -	\$ -	\$ -	\$ -	\$ -	\$ 105,499	-100.00%

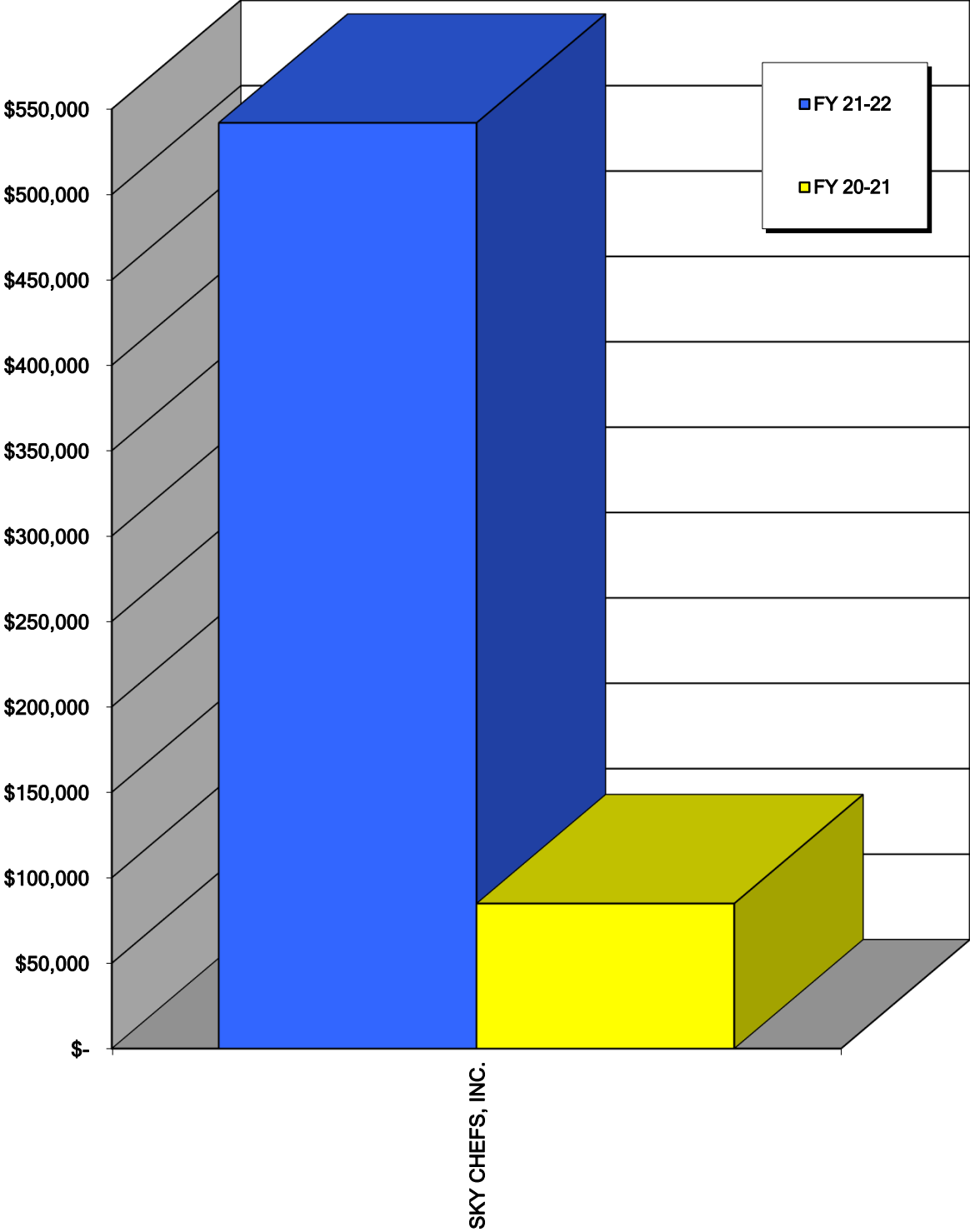
NOTE:

- a - Tiedown lease effective February 9, 2018 and terminated December 31, 2020.
- b - Effective August 2019, greater of annual minimum guarantee of \$199,550 or 30% of gross receipts.
 Effective August 2020, greater of annual minimum guarantee of \$205,225 or 30% of gross receipts.
- c - Effective February 9, 2018, monthly tiedown rent is \$560.
- d - Lease terminated December 31, 2020.

IN-FLIGHT FOOD SERVICE



IN-FLIGHT FOOD SERVICE SUMMARY



SKY CHEFS, INC.
IN-FLIGHT FOOD SERVICE
 UPON WRITTEN NOTICE

	MONTHLY GROSS RECEIPTS	MINIMUM RENT OR 6% GROSS (a)	LATE / PENALTY FEES
JULY	\$ 646,160	\$ 38,770	\$ 392
AUGUST	622,679	37,361	-
SEPTEMBER	635,673	38,140	-
OCTOBER	683,070	40,984	-
NOVEMBER	652,651	39,159	-
DECEMBER	728,160	43,690	-
JANUARY	735,878	44,153	-
FEBRUARY	710,284	42,617	-
MARCH	829,885	49,793	-
APRIL	879,391	52,763	-
MAY	1,065,345	63,921	-
JUNE	835,970	50,158	-
TOTALS	\$ 9,025,146	\$ 541,509	\$ 392

	21-22 MONTHLY REVENUE	20-21 MONTHLY REVENUE	% CHANGE
JULY	\$ 39,162	\$ 5,898	563.99%
AUGUST	37,361	3,988	836.84%
SEPTEMBER	38,140	4,342	778.40%
OCTOBER	40,984	4,639	783.47%
NOVEMBER	39,159	5,128	663.63%
DECEMBER	43,690	4,984	776.61%
JANUARY	44,153	4,854	809.62%
FEBRUARY	42,617	3,684	1056.81%
MARCH	49,793	4,935	908.98%
APRIL	52,763	6,563	703.95%
MAY	63,921	15,982	299.96%
JUNE	50,158	19,828	152.97%
TOTALS	\$ 541,901	\$ 84,825	538.85%

NOTE:

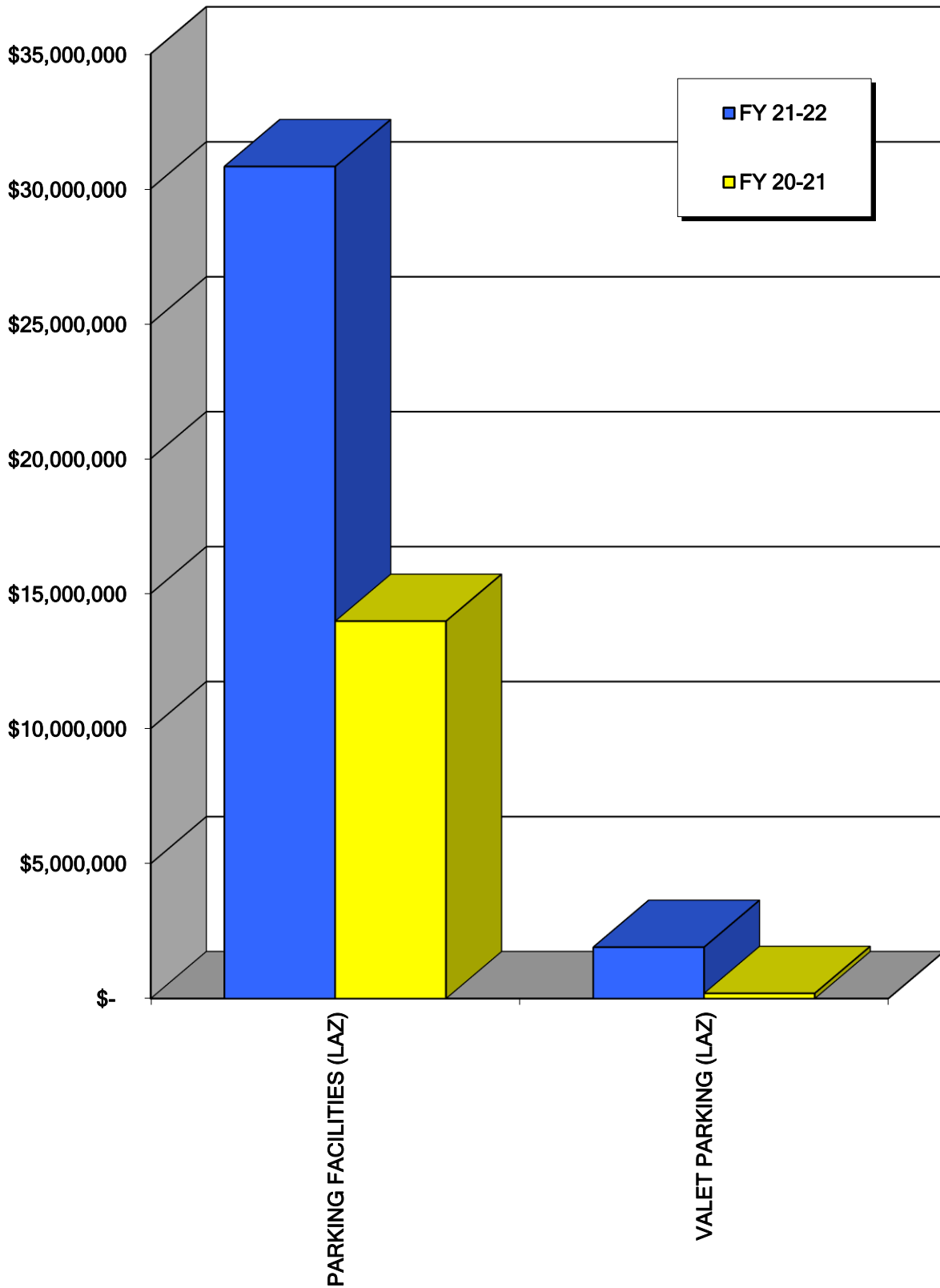
a - Greater of monthly minimum of \$125 or 6% of monthly in-flight food service gross receipts.

PARKING

PARKING



PARKING SUMMARY



PARKING SUMMARY FOR FY 2021-2022

REVENUE TYPE	LATE /		21-22	20-21	% CHANGE
	REVENUE	PENALTY FEES	TOTAL REVENUE	TOTAL REVENUE	
PARKING FACILITIES (LAZ)	\$ 30,822,981	\$ -	\$ 30,822,981	\$ 13,975,287	120.55%
VALET PARKING (LAZ)	1,902,541	-	1,902,541	194,170	879.83%
TOTALS	\$ 32,725,522	\$ -	\$ 32,725,522	\$ 14,169,457	130.96%

OPERATING AGREEMENT - PARKING FACILITIES
LAZ PARKING CALIFORNIA, LLC
 MONTH TO MONTH

	OFF AIRPORT (b)	TERMINAL (c)			
		NORTHWEST	NORTHEAST	SOUTHEAST	STRUCTURE C
		GARAGE	GARAGE	GARAGE	
	MAIN STREET	GROSS	GROSS	GROSS	GROSS
	RECEIPTS (e)	RECEIPTS	RECEIPTS	RECEIPTS	RECEIPTS
JULY	\$ -	\$ 512,997	\$ 412,897	\$ 842,980	\$ 652,828
AUGUST	-	510,785	422,761	870,364	697,736
SEPTEMBER	-	530,383	447,524	785,003	666,645
OCTOBER	-	671,495	479,615	841,953	728,252
NOVEMBER	18,825	596,018	393,148	784,941	681,813
DECEMBER	75,704	525,346	343,469	730,823	539,274
JANUARY	60,067	353,067	251,488	648,105	404,262
FEBRUARY	53,597	416,723	295,371	711,513	548,534
MARCH	79,232	566,937	376,266	831,072	638,943
APRIL	114,721	690,827	417,373	834,698	766,543
MAY	170,776	728,892	444,655	890,766	867,096
JUNE	141,729	655,624	467,106	818,306	726,088
TOTALS	\$ 714,651	\$ 6,759,094	\$ 4,751,673	\$ 9,590,524	\$ 7,918,014

	EMPLOYEE	PARKING	PARKING		% CHANGE
			INVOICE / ADJ	21-22	
			GROSS	20-21	
	RECEIPTS (d)	RECEIPTS	MONTHLY	MONTHLY	
		RECEIPTS	REVENUE	REVENUE	
JULY	\$ 48,200	\$ 1,251	\$ 2,471,153	\$ 820,256	201.27%
AUGUST	80,425	779	2,582,850	932,939	176.85%
SEPTEMBER	91,000	478	2,521,033	939,793	168.25%
OCTOBER	106,000	946	2,828,261	1,164,965	142.78%
NOVEMBER	85,560	725	2,561,030	933,874	174.24%
DECEMBER	43,775	2,183	2,260,574	664,496	240.19%
JANUARY	82,390	271	1,799,650	752,309	139.22%
FEBRUARY	25,000	6,289	2,057,027	863,489	138.22%
MARCH	109,400	1,763	2,603,613	1,257,101	107.11%
APRIL	105,230	342	2,929,734	1,605,670	82.46%
MAY	147,485	561	3,250,231	1,885,078	72.42%
JUNE	148,710	262	2,957,825	2,155,317	37.23%
TOTALS	\$ 1,073,175	\$ 15,850	\$ 30,822,981	\$ 13,975,287	120.55%

NOTE:

a - Operating Agreement effective May 1, 2017 and expired April 30, 2020.

b - Parking rate is \$2/hr. Maximum rate per day is \$14.

c - Parking rate is \$2/hr. Maximum rate per day is \$20.

d - Includes \$1,600 in Legislator parking. Employee and Legislator Parking revenue are presented on a cash basis.

e - Due to the COVID-19 pandemic, Main Street Parking closed temporarily effective March 23, 2020.

Effective November 22, 2021, Main Street Parking re-opened.

OPERATING AGREEMENT - VALET PARKING
LAZ PARKING CALIFORNIA, LLC
 MONTH TO MONTH

	MONTHLY					
	MONTHLY PARKING REVENUE (b),(d)	CAR WASH, DETAIL & ADDITIONAL VALET SERVICES REVENUE (e)	21-22 MONTHLY REVENUE	20-21 MONTHLY REVENUE	% CHANGE	
JULY	\$ 129,720	\$ -	\$ 129,720	\$ -		N/A
AUGUST	130,920	-	130,920	-		N/A
SEPTEMBER	147,731	3,615	151,346	-		N/A
OCTOBER	171,280	10,539	181,819	-		N/A
NOVEMBER	160,380	8,863	169,243	10,700		1481.71%
DECEMBER	139,560	8,079	147,639	18,070		717.04%
JANUARY	110,210	5,995	116,205	7,150		1525.24%
FEBRUARY	142,460	10,116	152,576	-		N/A
MARCH	167,585	10,555	178,140	-		N/A
APRIL	171,090	8,870	179,960	-		N/A
MAY	195,610	9,930	205,540	56,350		264.76%
JUNE	151,831	7,602	159,433	101,900		56.46%
TOTALS	\$ 1,818,377	\$ 84,164	\$ 1,902,541	\$ 194,170		879.83%

NOTE:

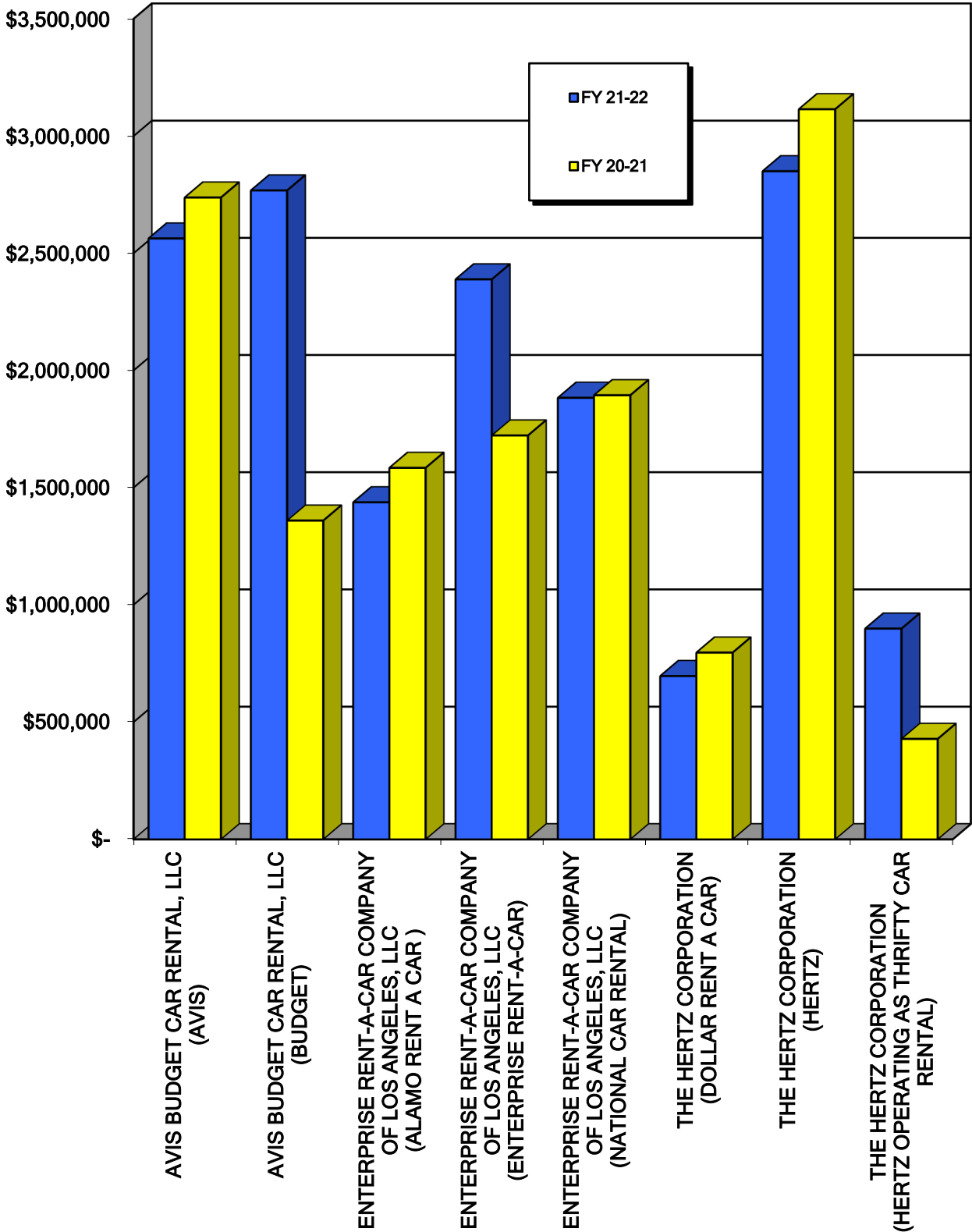
- a - Operating Agreement effective May 1, 2017 and expired April 30, 2020.
- b - Rate per day at \$30 and \$10 per hour for subsequent 24 hour periods up to \$30 daily.
- c - The operator fee is 32.5% of valet parking revenue collected and 92% of valet car wash, detail and additional valet services revenue collected.
- d - Due to the COVID-19 pandemic, operations closed temporarily effective March 23, 2020. Valet operations re-opened on November 16, 2020 and was closed again on January 9, 2021. Effective May 3, 2021, valet operations re-opened.
- e - Due to the COVID-19 pandemic, car wash services closed temporarily effective March 23, 2020. Effective September 20, 2021, car wash services re-opened.

RENTAL CAR CONCESSIONS

RENTAL CAR
CONCESSIONS



ON AIRPORT RENTAL CAR SUMMARY



**RENTAL CAR SUMMARY FOR FY 2021-2022
ON AIRPORT**

LESSEE	GROSS RECEIPTS	MINIMUM RENT OR 10% GROSS	READY CAR PARKING	COMMON AREA RENT	OVERFLOW PARKING
AVIS BUDGET CAR RENTAL, LLC (AVIS)	\$ 30,047,728	\$ 2,176,768	\$ 205,275	\$ 180,612	\$ -
AVIS BUDGET CAR RENTAL, LLC (BUDGET)	28,441,211	2,495,454	117,076	155,165	-
ENTERPRISE RENT-A-CAR COMPANY OF LOS ANGELES, LLC (ALAMO RENT A CAR)	15,721,839	1,144,735	105,434	185,608	-
ENTERPRISE RENT-A-CAR COMPANY OF LOS ANGELES, LLC (ENTERPRISE RENT-A-CAR)	26,035,916	2,146,854	153,179	87,103	-
ENTERPRISE RENT-A-CAR COMPANY OF LOS ANGELES, LLC (NATIONAL CAR RENTAL)	22,606,666	1,671,915	105,434	104,604	-
THE HERTZ CORPORATION (DOLLAR RENT A CAR)	8,186,231	532,545	51,892	103,942	-
THE HERTZ CORPORATION (HERTZ)	30,978,765	2,347,727	207,570	208,827	-
THE HERTZ CORPORATION (HERTZ OPERATING AS THRIFTY CAR RENTAL)	7,543,889	754,391	74,053	66,865	-
TOTALS	\$ 169,562,245	\$ 13,270,389	\$ 1,019,913	\$ 1,092,726	\$ -

	LATE / PENALTY FEES	21-22 TOTAL REVENUE	20-21 TOTAL REVENUE	% CHANGE
AVIS BUDGET CAR RENTAL, LLC (AVIS)	\$ -	\$ 2,562,655	\$ 2,737,398	-6.38%
AVIS BUDGET CAR RENTAL, LLC (BUDGET)	-	2,767,695	1,358,958	103.66%
ENTERPRISE RENT-A-CAR COMPANY OF LOS ANGELES, LLC (ALAMO RENT A CAR)	1,284	1,437,061	1,583,982	-9.28%
ENTERPRISE RENT-A-CAR COMPANY OF LOS ANGELES, LLC (ENTERPRISE RENT-A-CAR)	1,078	2,388,214	1,722,126	38.68%
ENTERPRISE RENT-A-CAR COMPANY OF LOS ANGELES, LLC (NATIONAL CAR RENTAL)	955	1,882,908	1,893,805	-0.58%
THE HERTZ CORPORATION (DOLLAR RENT A CAR)	7,517	695,896	795,779	-12.55%
THE HERTZ CORPORATION (HERTZ)	85,456	2,849,580	3,114,154	-8.50%
THE HERTZ CORPORATION (HERTZ OPERATING AS THRIFTY CAR RENTAL)	2,648	897,957	427,963	109.82%
TOTALS	\$ 98,938	\$ 15,481,966	\$ 13,634,165	13.55%

AVIS BUDGET CAR RENTAL, LLC
dba AVIS
LEASE AGREEMENT - RENTAL CAR CONCESSION

LEASE EXPIRES 11/30/2029

	MONTHLY GROSS RECEIPTS	MINIMUM RENT OR 10% GROSS (b),(c),(f)	READY CAR PARKING AREA RENT (d)	COMMON AREA RENT (d)	OVERFLOW PARKING RENT (d)
JULY	\$ 2,550,034	\$ -	\$ 16,709	\$ 14,701	\$ -
AUGUST	2,773,001	-	16,709	14,701	-
SEPTEMBER	2,090,889	-	16,709	14,701	-
OCTOBER	2,673,895	205,475	16,709	14,701	-
NOVEMBER	2,301,745	205,475	16,709	14,701	-
DECEMBER	2,756,449	275,645	17,390	15,301	-
JANUARY	1,991,356	199,136	17,390	15,301	-
FEBRUARY	1,879,146	187,915	17,390	15,301	-
MARCH	2,617,680	261,768	17,390	15,301	-
APRIL	2,815,113	281,511	17,390	15,301	-
MAY	2,740,415	274,042	17,390	15,301	-
JUNE	2,858,005	285,801	17,390	15,301	-
TOTALS	\$ 30,047,728	\$ 2,176,768	\$ 205,275	\$ 180,612	\$ -

	LATE / PENALTY FEES	21-22 MONTHLY REVENUE	20-21 MONTHLY REVENUE (e)	% CHANGE
JULY	\$ -	\$ 31,410	\$ 303,989	-89.67%
AUGUST	-	31,410	232,889	-86.51%
SEPTEMBER	-	31,410	232,889	-86.51%
OCTOBER	-	236,885	237,334	-0.19%
NOVEMBER	-	236,885	234,506	1.01%
DECEMBER	-	308,336	238,371	29.35%
JANUARY	-	231,827	237,004	-2.18%
FEBRUARY	-	220,606	272,258	-18.97%
MARCH	-	294,459	241,754	21.80%
APRIL	-	314,202	238,371	31.81%
MAY	-	306,733	236,754	29.56%
JUNE	-	318,492	31,279	918.23%
TOTALS	\$ -	\$ 2,562,655	\$ 2,737,398	-6.38%

NOTE:

- a - Lease effective December 1, 2019.
- b - Effective December 2020, greater of minimum annual guarantee of \$2,465,704 or 10% of gross receipts.
- c - Effective December 2021, greater of minimum annual guarantee of \$2,606,989 or 10% of gross receipts.
- d - Ready Car Parking: Effective December 2019, 33,226 sf at \$0.48/sf for Ready Car Parking Area and 30,002 sf at \$0.48/sf for Common Area; effective March 17, 2020, 220,000 sf at \$0.45/sf for Overflow Parking through May 6, 2020; effective August 2020, 34,099 sf at \$0.48/sf for Ready Car Parking Area; effective December 2020, 34,099 sf at \$0.49/sf for Ready Car Parking Area and 30,002 sf at \$0.49/sf for Common Area; effective February 1, 2021, 85,000 sf at \$0.46/sf for Overflow Parking through February 26, 2021; effective December 2021, 34,099 sf at \$0.51/sf for Ready Car Parking Area and 30,002 sf at \$0.51/sf for Common Area.
- e - Due to the COVID-19 pandemic, beginning March 1, 2020 to September 30, 2020, minimum monthly fee was deferred. Lessee was required to continue payment of percentage rent during the deferral period. All deferred rent was paid by June 30, 2021.
- f - Due to the COVID-19 pandemic, the monthly Minimum Annual Guarantee (MAG) rent of \$205,475 was abated for the months of June, July, August, and September 2021. Any annual percentage rent due over the MAG amount will be reconciled at the end of Lessee's accounting year.

AVIS BUDGET CAR RENTAL, LLC
dba BUDGET
LEASE AGREEMENT - RENTAL CAR CONCESSION

LEASE EXPIRES 11/30/2029

	MONTHLY GROSS RECEIPTS	MINIMUM RENT OR 10% GROSS (b),(c),(f)	READY CAR PARKING AREA RENT (d)	COMMON AREA RENT (d)
JULY	\$ 3,012,673	\$ 185,045	\$ 9,530	\$ 12,630
AUGUST	2,574,265	141,204	9,530	12,630
SEPTEMBER	1,832,811	67,059	9,530	12,630
OCTOBER	2,358,003	235,800	9,530	12,630
NOVEMBER	2,151,115	215,112	9,530	12,630
DECEMBER	2,033,141	203,314	9,918	13,145
JANUARY	1,849,719	184,972	9,918	13,145
FEBRUARY	2,021,462	202,146	9,918	13,145
MARCH	2,757,534	275,753	9,918	13,145
APRIL	2,815,298	281,530	9,918	13,145
MAY	2,521,509	252,151	9,918	13,145
JUNE	2,513,681	251,368	9,918	13,145
TOTALS	\$ 28,441,211	\$ 2,495,454	\$ 117,076	\$ 155,165

	LATE / PENALTY FEES	21-22 MONTHLY REVENUE	20-21 MONTHLY REVENUE (e)	% CHANGE
JULY	\$ -	\$ 207,205	\$ 171,636	20.72%
AUGUST	-	163,364	131,532	24.20%
SEPTEMBER	-	89,219	131,532	-32.17%
OCTOBER	-	257,960	134,681	91.53%
NOVEMBER	-	237,272	132,936	78.49%
DECEMBER	-	226,377	64,207	252.57%
JANUARY	-	208,035	61,195	239.95%
FEBRUARY	-	225,209	64,966	246.66%
MARCH	-	298,816	101,398	194.70%
APRIL	-	304,593	139,837	117.82%
MAY	-	275,214	133,501	106.15%
JUNE	-	274,431	91,537	199.80%
TOTALS	\$ -	\$ 2,767,695	\$ 1,358,958	103.66%

NOTE:

a - Lease effective December 1, 2019.

b - Effective December 2020, greater of minimum annual guarantee of \$1,394,670 or 10% of gross receipts.

c - Effective December 2021, greater of minimum annual guarantee of \$1,536,007 or 10% of gross receipts.

d - Ready Car Parking: Effective December 2019, 28,545 sf at \$0.48/sf for Ready Car Parking Area and 25,775 sf at \$0.48/sf for Common Area; effective August 2020, 19,448 sf at \$0.48/sf for Ready Car Parking Area; effective December 2020, 19,448 sf at \$0.49/sf for Ready Car Parking Area and 25,775 sf at \$0.49/sf for Common Area; effective December 2021, 19,448 sf at \$0.51/sf for Ready Car Parking Area and 25,775 sf at \$0.51/sf for Common Area.

e - Due to the COVID-19 pandemic, beginning March 1, 2020 to September 30, 2020, minimum monthly fee was deferred. Lessee was required to continue payment of percentage rent during the deferral period. All deferred rent was paid by June 30, 2021.

f - Due to the COVID-19 pandemic, the monthly Minimum Annual Guarantee (MAG) rent of \$116,223 was abated for the months of June, July, August, and September 2021. Any annual percentage rent due over the MAG amount will be reconciled at the end of Lessee's accounting year.

ENTERPRISE RENT-A-CAR COMPANY OF LOS ANGELES, LLC
dba ALAMO RENT A CAR
LEASE AGREEMENT - RENTAL CAR CONCESSION

LEASE EXPIRES 11/30/2029

	MONTHLY GROSS RECEIPTS	MINIMUM RENT OR 10% GROSS (b),(c),(e)	READY CAR PARKING AREA RENT (d)	COMMON AREA RENT (d)
JULY	\$ 1,491,279	\$ -	\$ 8,582	\$ 15,108
AUGUST	1,518,476	-	8,582	15,108
SEPTEMBER	1,137,761	-	8,582	15,108
OCTOBER	1,205,902	117,936	8,582	15,108
NOVEMBER	1,279,792	117,936	8,582	15,108
DECEMBER	1,202,801	120,280	8,932	15,724
JANUARY	1,053,565	105,357	8,932	15,724
FEBRUARY	1,013,253	101,325	8,932	15,724
MARCH	1,284,787	128,479	8,932	15,724
APRIL	1,483,061	148,306	8,932	15,724
MAY	1,468,073	146,807	8,932	15,724
JUNE	1,583,089	158,309	8,932	15,724
TOTALS	\$ 15,721,839	\$ 1,144,735	\$ 105,434	\$ 185,608

	LATE / PENALTY FEES	21-22 MONTHLY REVENUE	20-21 MONTHLY REVENUE	% CHANGE
JULY	\$ -	\$ 23,690	\$ 147,200	-83.91%
AUGUST	-	23,690	139,217	-82.98%
SEPTEMBER	-	23,690	139,217	-82.98%
OCTOBER	-	141,626	139,217	1.73%
NOVEMBER	-	141,626	139,217	1.73%
DECEMBER	1,284	146,220	141,527	3.32%
JANUARY	-	130,013	141,527	-8.14%
FEBRUARY	-	125,981	148,688	-15.27%
MARCH	-	153,135	141,527	8.20%
APRIL	-	172,962	141,527	22.21%
MAY	-	171,463	141,527	21.15%
JUNE	-	182,965	23,591	675.57%
TOTALS	\$ 1,284	\$ 1,437,061	\$ 1,583,982	-9.28%

NOTE:

a - Lease effective December 1, 2019.

b - Effective December 2020, greater of minimum annual guarantee of \$1,415,237 or 10% of gross receipts.

c - Effective December 2021, greater of minimum annual guarantee of \$1,496,330 or 10% of gross receipts.

d - Ready Car Parking: Effective December 2019, 34,145 sf at \$0.48/sf for Ready Car Parking Area and 30,832 sf at \$0.48/sf for Common Area; effective August 2020, 17,514 sf at \$0.48/sf for Ready Car Parking Area; effective December 2020, 17,514 sf at \$0.49/sf for Ready Car Parking Area and 30,832 sf at \$0.49/sf for Common Area; effective December 2021, 17,514 sf at \$0.51/sf for Ready Car Parking Area and 30,832 sf at \$0.51/sf for Common Area.

e - Due to the COVID-19 pandemic, the monthly Minimum Annual Guarantee (MAG) rent of \$117,936 was abated for the months of June, July, August, and September 2021. Any annual percentage rent due over the MAG amount will be reconciled at the end of Lessee's accounting year.

ENTERPRISE RENT-A-CAR COMPANY OF LOS ANGELES, LLC
dba ENTERPRISE RENT-A-CAR
LEASE AGREEMENT - RENTAL CAR CONCESSION

LEASE EXPIRES 11/30/2029

	MONTHLY GROSS RECEIPTS	MINIMUM RENT OR 10% GROSS (b),(c),(e)	READY CAR PARKING AREA RENT (d)	COMMON AREA RENT (d)
JULY	\$ 2,702,972	\$ 118,051	\$ 12,468	\$ 7,090
AUGUST	2,534,906	101,244	12,468	7,090
SEPTEMBER	1,903,144	38,068	12,468	7,090
OCTOBER	2,023,760	202,376	12,468	7,090
NOVEMBER	2,116,557	211,656	12,468	7,090
DECEMBER	2,033,462	203,346	12,977	7,379
JANUARY	1,672,543	167,254	12,977	7,379
FEBRUARY	1,737,095	173,710	12,977	7,379
MARCH	2,054,329	205,433	12,977	7,379
APRIL	2,266,315	226,632	12,977	7,379
MAY	2,437,626	243,763	12,977	7,379
JUNE	2,553,207	255,321	12,977	7,379
TOTALS	\$ 26,035,916	\$ 2,146,854	\$ 153,179	\$ 87,103

	LATE / PENALTY FEES	21-22 MONTHLY REVENUE	20-21 MONTHLY REVENUE	% CHANGE
JULY	\$ -	\$ 137,609	\$ 164,398	-16.30%
AUGUST	-	120,802	168,920	-28.49%
SEPTEMBER	-	57,626	168,920	-65.89%
OCTOBER	-	221,934	168,920	31.38%
NOVEMBER	-	231,214	169,170	36.68%
DECEMBER	1,078	224,780	85,628	162.51%
JANUARY	-	187,610	86,068	117.98%
FEBRUARY	-	194,066	107,616	80.33%
MARCH	-	225,789	152,472	48.09%
APRIL	-	246,988	185,245	33.33%
MAY	-	264,119	192,008	37.56%
JUNE	-	275,677	72,761	278.88%
TOTALS	\$ 1,078	\$ 2,388,214	\$ 1,722,126	38.68%

NOTE:

- a - Lease effective December 1, 2019.
- b - Effective December 2020, greater of minimum annual guarantee of \$1,826,960 or 10% of gross receipts.
- c - Effective December 2021, greater of minimum annual guarantee of \$1,931,645 or 10% of gross receipts.
- d - Ready Car Parking: Effective December 2019, 16,024 sf at \$0.48/sf for Ready Car Parking Area and 14,469 sf at \$0.48/sf for Common Area; effective August 2020, 25,445 sf at \$0.48/sf for Ready Car Parking Area; effective December 2020, 25,445 sf at \$0.49/sf for Ready Car Parking Area and 14,469 sf at \$0.49/sf for Common Area; effective December 2021, 25,445 sf at \$0.51/sf for Ready Car Parking Area and 14,469 sf at \$0.51/sf for Common Area.
- e - Due to the COVID-19 pandemic, the monthly Minimum Annual Guarantee (MAG) rent of \$152,247 was abated for the months of June, July, August, and September 2021. Any annual percentage rent due over the MAG amount will be reconciled at the end of Lessee's accounting year.

ENTERPRISE RENT-A-CAR COMPANY OF LOS ANGELES, LLC
dba NATIONAL CAR RENTAL
LEASE AGREEMENT - RENTAL CAR CONCESSION

LEASE EXPIRES 11/30/2029

	MONTHLY GROSS RECEIPTS	MINIMUM RENT OR 10% GROSS (b),(c),(e)	READY CAR PARKING AREA RENT (d)	COMMON AREA RENT (d)
JULY	\$ 1,863,708	\$ -	\$ 8,582	\$ 8,514
AUGUST	1,851,909	-	8,582	8,514
SEPTEMBER	1,583,867	-	8,582	8,514
OCTOBER	1,883,294	154,026	8,582	8,514
NOVEMBER	1,785,265	154,026	8,582	8,514
DECEMBER	1,787,358	178,736	8,932	8,862
JANUARY	1,421,770	142,177	8,932	8,862
FEBRUARY	1,644,484	164,448	8,932	8,862
MARCH	2,124,928	212,493	8,932	8,862
APRIL	2,248,200	224,820	8,932	8,862
MAY	2,204,286	220,429	8,932	8,862
JUNE	2,207,597	220,760	8,932	8,862
TOTALS	\$ 22,606,666	\$ 1,671,915	\$ 105,434	\$ 104,604

	LATE / PENALTY FEES	21-22 MONTHLY REVENUE	20-21 MONTHLY REVENUE	% CHANGE
JULY	\$ -	\$ 17,096	\$ 168,579	-89.86%
AUGUST	-	17,096	168,258	-89.84%
SEPTEMBER	-	17,096	168,258	-89.84%
OCTOBER	-	171,122	168,258	1.70%
NOVEMBER	-	171,122	168,508	1.55%
DECEMBER	955	197,485	171,051	15.45%
JANUARY	-	159,971	171,051	-6.48%
FEBRUARY	-	182,242	179,664	1.43%
MARCH	-	230,287	171,051	34.63%
APRIL	-	242,614	171,051	41.84%
MAY	-	238,223	171,051	39.27%
JUNE	-	238,554	17,025	1301.20%
TOTALS	\$ 955	\$ 1,882,908	\$ 1,893,805	-0.58%

NOTE:

a - Lease effective December 1, 2019.

b - Effective December 2020, greater of minimum annual guarantee of \$1,848,309 or 10% of gross receipts.

c - Effective December 2021, greater of minimum annual guarantee of \$1,954,217 or 10% of gross receipts.

d - Ready Car Parking: Effective December 2019, 18,184 sf at \$0.48/sf for Ready Car Parking Area and 17,376 sf at \$0.48/sf for Common Area; effective August 2020, 17,514 sf at \$0.48/sf for Ready Car Parking Area; effective December 2020, 17,514 sf at \$0.49/sf for Ready Car Parking Area and 17,376 sf at \$0.49/sf for Common Area; effective December 2021, 17,514 sf at \$0.51/sf for Ready Car Parking Area and 17,376 sf at \$0.51/sf for Common Area.

e - Due to the COVID-19 pandemic, the monthly Minimum Annual Guarantee (MAG) rent of \$154,026 was abated for the months of June, July, August, and September 2021. Any annual percentage rent due over the MAG amount will be reconciled at the end of Lessee's accounting year.

THE HERTZ CORPORATION
dba DOLLAR RENT A CAR
LEASE AGREEMENT - RENTAL CAR CONCESSION

LEASE EXPIRES 11/30/2029

	MONTHLY GROSS RECEIPTS	MINIMUM RENT OR 10% GROSS (b),(c),(f)	READY CAR PARKING AREA RENT (d)	COMMON AREA RENT (d)
JULY	\$ 1,345,350	\$ -	\$ 4,224	\$ 8,460
AUGUST	1,077,447	-	4,224	8,460
SEPTEMBER	559,362	-	4,224	8,460
OCTOBER	713,307	56,647	4,224	8,460
NOVEMBER	666,944	56,647	4,224	8,460
DECEMBER	404,766	59,893	4,396	8,806
JANUARY	340,760	59,893	4,396	8,806
FEBRUARY	419,383	59,893	4,396	8,806
MARCH	758,811	59,893	4,396	8,806
APRIL	639,709	59,893	4,396	8,806
MAY	583,312	59,893	4,396	8,806
JUNE	677,080	59,893	4,396	8,806
TOTALS	\$ 8,186,231	\$ 532,545	\$ 51,892	\$ 103,942

	LATE / PENALTY FEES	21-22 MONTHLY REVENUE	20-21 MONTHLY REVENUE (e)	% CHANGE
JULY	\$ 7,517	\$ 20,201	\$ 72,683	-72.21%
AUGUST	-	12,684	68,148	-81.39%
SEPTEMBER	-	12,684	68,148	-81.39%
OCTOBER	-	69,331	68,148	1.74%
NOVEMBER	-	69,331	71,640	-3.22%
DECEMBER	-	73,095	72,164	1.29%
JANUARY	-	73,095	69,278	5.51%
FEBRUARY	-	73,095	69,278	5.51%
MARCH	-	73,095	80,105	-8.75%
APRIL	-	73,095	74,278	-1.59%
MAY	-	73,095	69,278	5.51%
JUNE	-	73,095	12,631	478.70%
TOTALS	\$ 7,517	\$ 695,896	\$ 795,779	-12.55%

NOTE:

- a - Lease effective December 1, 2019.
- b - Effective December 2020, greater of minimum annual guarantee of \$679,762 or 10% of gross receipts.
- c - Effective December 2021, greater of minimum annual guarantee of \$718,712 or 10% of gross receipts.
- d - Ready Car Parking: Effective December 2019, 18,069 sf at \$0.48/sf for Ready Car Parking Area and 17,266 sf at \$0.48/sf for Common Area; effective August 2020, 8,620 sf at \$0.48/sf for Ready Car Parking Area; effective December 2020, 8,620 sf at \$0.49/sf for Ready Car Parking Area and 17,266 sf at \$0.49/sf for Common Area; effective December 2021, 8,620 sf at \$0.51/sf for Ready Car Area and 17,266 sf at \$0.51/sf for Common Area.
- e - Due to the COVID-19 pandemic, beginning March 1, 2020 to September 30, 2020, minimum monthly fee was deferred. Lessee was required to continue payment of percentage rent during the deferral period. All deferred rent was paid by June 30, 2021.
- f - Due to the COVID-19 pandemic, the monthly Minimum Annual Guarantee (MAG) rent of \$56,647 was abated abated for the months of June, July, August, and September 2021. Any annual percentage rent due over the MAG amount will be reconciled at the end of Lessee's accounting year.

THE HERTZ CORPORATION
dba HERTZ
LEASE AGREEMENT - RENTAL CAR CONCESSION

LEASE EXPIRES 11/30/2029

	FBO ACI JET (SOUTH) GROSS RECEIPTS	FBO ACI JET (NORTH) GROSS RECEIPTS	HERTZ TERMINAL GROSS RECEIPTS	COSTA MESA CLAY LACY GROSS RECEIPTS (g)	NEWPORT BEACH MARRIOTT GROSS RECEIPTS (g)	RENAISSANCE HOTEL NEWPORT BEACH GROSS RECEIPTS (g)
JULY	\$ 3,608	\$ 23,830	\$ 2,556,118	\$ 3,036	\$ 1,507	\$ 49,079
AUGUST	7,122	24,464	2,469,065	903	564	56,489
SEPTEMBER	1,032	13,889	2,008,106	1,047	904	30,772
OCTOBER	330	20,985	2,351,290	5,131	564	51,506
NOVEMBER	6,236	17,497	2,272,426	7,070	564	51,043
DECEMBER	5,374	18,801	2,169,032	4,841	564	136,592
JANUARY	9,497	24,807	1,769,972	6,932	564	100,297
FEBRUARY	5,018	12,481	1,932,301	7,821	564	115,003
MARCH	5,567	16,392	2,910,092	14,407	564	125,797
APRIL	5,425	25,615	2,914,617	13,660	4,134	107,365
MAY	5,145	14,395	2,619,167	9,024	564	100,649
JUNE	3,844	13,858	2,722,992	10,968	565	101,525
TOTALS	\$ 58,198	\$ 227,014	\$ 28,695,178	\$ 84,840	\$ 11,622	\$ 1,026,117

	SANTA ANA SOUTH HLE GROSS RECEIPTS (g)	MONTHLY GROSS RECEIPTS	MINIMUM RENT OR 10% GROSS (b),(c),(f)	READY CAR PARKING AREA RENT (d)	COMMON AREA RENT (d)
JULY	\$ 24,964	\$ 2,662,142	\$ -	\$ 16,895	\$ 16,998
AUGUST	25,020	2,583,627	-	16,895	16,998
SEPTEMBER	39,864	2,095,614	-	16,895	16,998
OCTOBER	32,007	2,461,813	234,916	16,895	16,998
NOVEMBER	41,789	2,396,625	234,916	16,895	16,998
DECEMBER	70,296	2,405,500	240,550	17,585	17,691
JANUARY	85,466	1,997,535	199,754	17,585	17,691
FEBRUARY	89,723	2,162,911	216,291	17,585	17,691
MARCH	105,339	3,178,158	317,816	17,585	17,691
APRIL	106,104	3,176,920	317,692	17,585	17,691
MAY	119,960	2,868,904	286,890	17,585	17,691
JUNE	135,264	2,989,016	298,902	17,585	17,691
TOTALS	\$ 875,796	\$ 30,978,765	\$ 2,347,727	\$ 207,570	\$ 208,827

	OVERFLOW PARKING RENT (d)	LATE / PENALTY FEES	21-22 MONTHLY REVENUE	20-21 MONTHLY REVENUE (e)	% CHANGE
JULY	\$ -	\$ 85,456	\$ 119,349	\$ 306,671	-61.08%
AUGUST	-	-	33,893	304,781	-88.88%
SEPTEMBER	-	-	33,893	293,531	-88.45%
OCTOBER	-	-	268,809	264,281	1.71%
NOVEMBER	-	-	268,809	271,399	-0.95%
DECEMBER	-	-	275,826	280,322	-1.60%
JANUARY	-	-	235,030	268,918	-12.60%
FEBRUARY	-	-	251,567	268,668	-6.37%
MARCH	-	-	353,092	279,495	26.33%
APRIL	-	-	352,968	273,668	28.98%
MAY	-	-	322,166	268,668	19.91%
JUNE	-	-	334,178	33,752	890.10%
TOTALS	\$ -	\$ 85,456	\$ 2,849,580	\$ 3,114,154	-8.50%

NOTE:

a - Lease effective December 1, 2019.

b - Effective December 2020, greater of minimum annual guarantee of \$2,818,996 or 10% of gross receipts.

c - Effective December 2021, greater of minimum annual guarantee of \$2,980,525 or 10% of gross receipts.

d - Ready Car Parking: Effective December 2019, 38,417 sf at \$0.48/sf for Ready Car Parking Area and 34,689 sf at \$0.48/sf for Common Area; effective March 17, 2020, 90,000 sf at \$0.45/sf for Overflow Parking; effective August 2020, 34,480 sf at \$0.48/sf for Ready Car Parking Area; effective September 6, 2020, 60,000 sf at \$0.45/sf for Overflow Parking through September 30, 2020; effective December 2020, 34,480 sf at \$0.49/sf for Ready Car Parking Area and 34,689 sf at \$0.49/sf for Common Area; effective December 2021, 34,480 sf at \$0.51/sf for Ready Car Parking Area and 34,689 sf at \$0.51/sf for Common Area

e - Due to the COVID-19 pandemic, beginning March 1, 2020 to September 30, 2020, minimum monthly fee was deferred. Lessee was required to continue payment of percentage rent during the deferral period. All deferred rent was paid by June 30, 2021.

f - Due to the COVID-19 pandemic, the monthly Minimum Annual Guarantee (MAG) rent of \$234,916 was abated for the months of June, July, August, and September 2021. Any annual percentage rent due over the MAG amount will be reconciled at the end of Lessee's accounting year.

g - Effective December 1, 2021, Hertz started reporting gross receipts from new locations within a five-mile radius.

THE HERTZ CORPORATION
dba HERTZ (Operating as Thrifty Car Rental)
LEASE AGREEMENT - RENTAL CAR CONCESSION

LEASE EXPIRES 11/30/2029

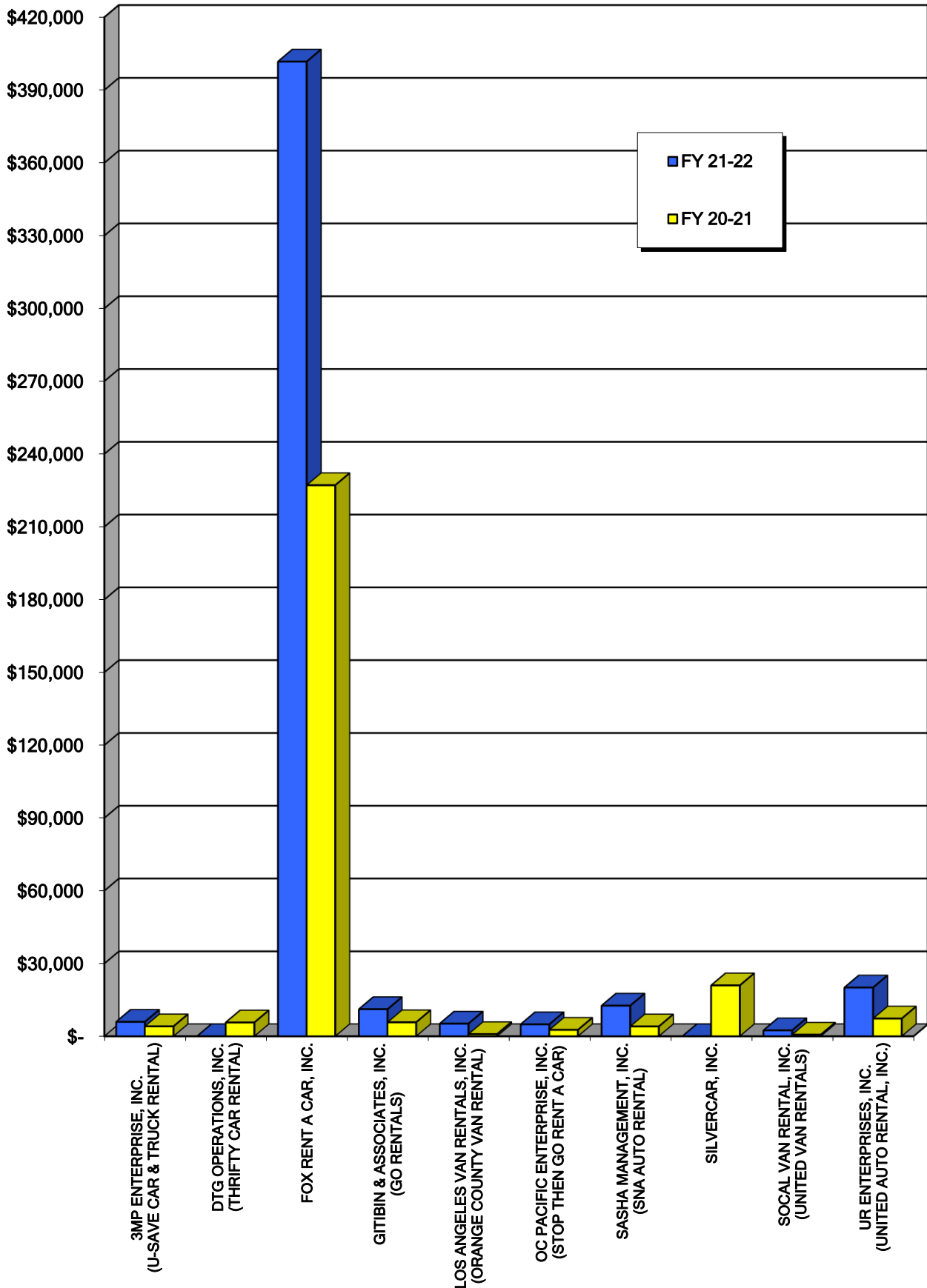
	MONTHLY GROSS RECEIPTS	MONTHLY REVENUE 10% GROSS (c)	READY CAR PARKING AREA RENT (d)	COMMON AREA RENT (d)
JULY	\$ 551,024	\$ 55,102	\$ 6,027	\$ 5,442
AUGUST	903,363	90,336	6,027	5,442
SEPTEMBER	649,485	64,949	6,027	5,442
OCTOBER	734,574	73,457	6,027	5,442
NOVEMBER	705,818	70,582	6,027	5,442
DECEMBER	688,775	68,878	6,274	5,665
JANUARY	459,016	45,902	6,274	5,665
FEBRUARY	391,237	39,124	6,274	5,665
MARCH	640,796	64,080	6,274	5,665
APRIL	567,126	56,713	6,274	5,665
MAY	599,169	59,917	6,274	5,665
JUNE	653,506	65,351	6,274	5,665
TOTALS	\$ 7,543,889	\$ 754,391	\$ 74,053	\$ 66,865

	LATE / PENALTY FEES	21-22 MONTHLY REVENUE	20-21 MONTHLY REVENUE	% CHANGE
JULY	\$ 662	\$ 67,233	\$ -	N/A
AUGUST	662	102,467	-	N/A
SEPTEMBER	662	77,080	-	N/A
OCTOBER	662	85,588	17,727	382.81%
NOVEMBER	-	82,051	36,557	124.45%
DECEMBER	-	80,817	33,282	142.82%
JANUARY	-	57,841	35,315	63.79%
FEBRUARY	-	51,063	35,466	43.98%
MARCH	-	76,019	44,826	69.59%
APRIL	-	68,652	68,433	0.32%
MAY	-	71,856	77,253	-6.99%
JUNE	-	77,290	79,104	-2.29%
TOTALS	\$ 2,648	\$ 897,957	\$ 427,963	109.82%

NOTE:

- a - Lease effective December 1, 2019 and the Date of Beneficial Occupancy is October 1, 2020.
- b - Effective September 29, 2020, Consent to Assignment, from The Hertz Corporation dba Thrifty Car Rental to The Hertz Corporation dba Hertz (Assignee) was approved, and minimum annual guarantee was eliminated in its entirety. Assignee is licensed and authorized to use the trademarks associated with the Thrifty brand.
- c - Effective October 2020, monthly rent is 10% of gross receipts.
- d - Ready Car Parking: Effective October 2020, 12,301 sf at \$0.48/sf for Ready Car Parking Area and 11,107 sf at \$0.48/sf for Common Area; effective December 2020, 12,301 sf at \$0.49/sf for Ready Car Parking Area and 11,107 sf at \$0.49/sf for Common Area; effective December 2021, 12,301 sf at \$0.51/sf for Ready Car Parking Area and 11,107 sf at \$0.51/sf for Common Area.

OFF AIRPORT RENTAL CAR SUMMARY



**RENTAL CAR SUMMARY FOR FY 2021-2022
OFF AIRPORT**

LICENSEE	GROSS RECEIPTS	MONTHLY REVENUE 9% GROSS (a)	READY CAR PARKING	LATE / PENALTY FEES	21-22 TOTAL REVENUE	20-21 TOTAL REVENUE	% CHANGE
3MP ENTERPRISE, INC. (U-SAVE CAR & TRUCK RENTAL)	\$ 65,909	\$ 5,931	\$ -	\$ -	\$ 5,931	\$ 4,057	46.19%
DTG OPERATIONS, INC. (THRIFTY CAR RENTAL)	-	-	-	-	-	5,658	-100.00%
FOX RENT A CAR, INC.	4,463,244	401,694	-	-	401,694	227,100	76.88%
GITIBIN & ASSOCIATES, INC. (GO RENTALS)	123,795	11,144	-	-	11,144	5,744	94.01%
LOS ANGELES VAN RENTALS, INC. (ORANGE COUNTY VAN RENTAL)	51,510	4,637	-	558	5,195	859	504.77%
OC PACIFIC ENTERPRISE, INC. (STOP THEN GO RENT A CAR)	54,560	4,910	-	-	4,910	2,625	87.05%
SASHA MANAGEMENT, INC. (SNA AUTO RENTAL)	138,810	12,492	-	103	12,595	4,030	212.53%
SILVERCAR, INC.	-	-	-	-	-	20,942	-100.00%
SOCAL VAN RENTAL, INC. (UNITED VAN RENTALS)	24,640	2,218	-	202	2,420	631	283.52%
UR ENTERPRISES, INC. (UNITED AUTO RENTAL, INC.)	222,976	20,068	-	-	20,068	7,276	175.81%
TOTALS	\$ 5,145,444	\$ 463,094	\$ -	\$ 863	\$ 463,957	\$ 278,922	66.34%

NOTE:

a - Licensees paid 9% of gross receipts unless otherwise noted in the individual schedules.

3MP ENTERPRISE, INC.
dba U-SAVE CAR & TRUCK RENTAL
OFF AIRPORT RENTAL CAR LICENSE

LICENSE EXPIRES 09/18/2023

	MONTHLY GROSS RECEIPTS	MONTHLY REVENUE 9% GROSS	LATE / PENALTY FEES	21-22 MONTHLY REVENUE	20-21 MONTHLY REVENUE	% CHANGE
JULY	\$ 7,759	\$ 698	\$ -	\$ 698	\$ 350	99.43%
AUGUST	4,929	444	-	444	342	29.82%
SEPTEMBER	3,935	354	-	354	354	0.00%
OCTOBER	3,461	311	-	311	348	-10.63%
NOVEMBER	3,938	354	-	354	387	-8.53%
DECEMBER	3,152	284	-	284	223	27.35%
JANUARY	4,145	373	-	373	214	74.30%
FEBRUARY	5,419	488	-	488	250	95.20%
MARCH	7,369	663	-	663	374	77.27%
APRIL	6,615	595	-	595	350	70.00%
MAY	7,867	708	-	708	402	76.12%
JUNE	7,320	659	-	659	463	42.33%
TOTALS	\$ 65,909	\$ 5,931	\$ -	\$ 5,931	\$ 4,057	46.19%

NOTE:

a - License effective September 19, 2018.

DTG OPERATIONS, INC.
dba THRIFTY CAR RENTAL
OFF AIRPORT RENTAL CAR LICENSE
LICENSE TERMINATED 09/24/2020

	MONTHLY GROSS RECEIPTS	MONTHLY REVENUE 9% GROSS	LATE / PENALTY FEES	21-22 MONTHLY REVENUE	20-21 MONTHLY REVENUE	% CHANGE
JULY	\$ -	\$ -	\$ -	\$ -	\$ 1,171	-100.00%
AUGUST	-	-	-	-	3,700	-100.00%
SEPTEMBER	-	-	-	-	787	-100.00%
OCTOBER	-	-	-	-	-	N/A
NOVEMBER	-	-	-	-	-	N/A
DECEMBER	-	-	-	-	-	N/A
JANUARY	-	-	-	-	-	N/A
FEBRUARY	-	-	-	-	-	N/A
MARCH	-	-	-	-	-	N/A
APRIL	-	-	-	-	-	N/A
MAY	-	-	-	-	-	N/A
JUNE	-	-	-	-	-	N/A
TOTALS	\$ -	\$ -	\$ -	\$ -	\$ 5,658	-100.00%

NOTE:

a - License effective May 1, 2019 and terminated September 24, 2020.

FOX RENT A CAR, INC.
OFF AIRPORT RENTAL CAR LICENSE

LICENSE EXPIRES 01/31/2023

	MONTHLY GROSS RECEIPTS	MONTHLY REVENUE 9% GROSS	LATE / PENALTY FEES	21-22 MONTHLY REVENUE	20-21 MONTHLY REVENUE	% CHANGE
JULY	\$ 373,589	\$ 33,623	\$ -	\$ 33,623	\$ 18,389	82.84%
AUGUST	278,048	25,024	-	25,024	16,179	54.67%
SEPTEMBER	225,428	20,289	-	20,289	15,239	33.14%
OCTOBER	342,418	30,818	-	30,818	15,902	93.80%
NOVEMBER	285,964	25,737	-	25,737	13,743	87.27%
DECEMBER	336,462	30,282	-	30,282	8,539	254.63%
JANUARY	268,286	24,146	-	24,146	11,755	105.41%
FEBRUARY	336,897	30,321	-	30,321	14,228	113.11%
MARCH	503,686	45,332	-	45,332	26,975	68.05%
APRIL	519,655	46,769	-	46,769	26,866	74.08%
MAY	515,325	46,379	-	46,379	29,492	57.26%
JUNE	477,486	42,974	-	42,974	29,793	44.24%
TOTALS	\$ 4,463,244	\$ 401,694	\$ -	\$ 401,694	\$ 227,100	76.88%

NOTE:

a - License effective February 1, 2018.

GITIBIN & ASSOCIATES, INC.
dba GO RENTALS
OFF AIRPORT RENTAL CAR LICENSE
MONTH TO MONTH

	MONTHLY GROSS RECEIPTS	MONTHLY REVENUE 9% GROSS	LATE / PENALTY FEES	21-22 MONTHLY REVENUE	20-21 MONTHLY REVENUE	% CHANGE
JULY	\$ 14,351	\$ 1,292	\$ -	\$ 1,292	\$ 157	722.93%
AUGUST	8,510	766	-	766	694	10.37%
SEPTEMBER	12,782	1,150	-	1,150	89	1192.13%
OCTOBER	10,010	901	-	901	586	53.75%
NOVEMBER	12,541	1,129	-	1,129	727	55.30%
DECEMBER	9,430	849	-	849	104	716.35%
JANUARY	1,874	169	-	169	1,211	-86.04%
FEBRUARY	14,595	1,314	-	1,314	259	407.34%
MARCH	18,851	1,697	-	1,697	858	97.79%
APRIL	9,363	843	-	843	441	91.16%
MAY	6,715	604	-	604	523	15.49%
JUNE	4,773	430	-	430	95	352.63%
TOTALS	\$ 123,795	\$ 11,144	\$ -	\$ 11,144	\$ 5,744	94.01%

NOTE:

a - License effective April 1, 2016 and expired March 31, 2021.

LOS ANGELES VAN RENTALS, INC.
dba ORANGE COUNTY VAN RENTAL
OFF AIRPORT RENTAL CAR LICENSE

LICENSE EXPIRES 08/28/2023

	MONTHLY GROSS RECEIPTS	MONTHLY REVENUE 9% GROSS	LATE / PENALTY FEES	21-22 MONTHLY REVENUE	20-21 MONTHLY REVENUE	% CHANGE
JULY	\$ 6,839	\$ 616	\$ -	\$ 616	\$ 69	792.75%
AUGUST	1,817	164	-	164	77	112.99%
SEPTEMBER	1,817	164	-	164	9	1722.22%
OCTOBER	4,507	406	-	406	-	100.00%
NOVEMBER	4,890	440	-	440	23	1813.04%
DECEMBER	4,656	419	-	419	108	287.96%
JANUARY	-	-	-	-	-	0.00%
FEBRUARY	3,683	331	338	669	93	619.35%
MARCH	10,953	986	-	986	-	100.00%
APRIL	5,826	524	105	629	-	100.00%
MAY	5,442	490	115	605	70	764.29%
JUNE	1,080	97	-	97	410	-76.34%
TOTALS	\$ 51,510	\$ 4,637	\$ 558	\$ 5,195	\$ 859	504.77%

NOTE:

a - License effective August 29, 2018.

**OC PACIFIC ENTERPRISE, INC.
dba STOP THEN GO RENT A CAR
OFF AIRPORT RENTAL CAR LICENSE**

MONTH TO MONTH

	MONTHLY GROSS RECEIPTS	MONTHLY REVENUE 9% GROSS	LATE / PENALTY FEES	21-22 MONTHLY REVENUE	20-21 MONTHLY REVENUE	% CHANGE
JULY	\$ 8,130	\$ 732	\$ -	\$ 732	\$ 74	889.19%
AUGUST	5,072	456	-	456	95	380.00%
SEPTEMBER	4,147	373	-	373	110	239.09%
OCTOBER	4,875	439	-	439	124	254.03%
NOVEMBER	5,542	499	-	499	98	409.18%
DECEMBER	2,978	268	-	268	90	197.78%
JANUARY	1,412	127	-	127	59	115.25%
FEBRUARY	3,546	319	-	319	88	262.50%
MARCH	8,167	735	-	735	215	241.86%
APRIL	4,074	367	-	367	431	-14.85%
MAY	3,292	296	-	296	499	-40.68%
JUNE	3,325	299	-	299	742	-59.70%
TOTALS	\$ 54,560	\$ 4,910	\$ -	\$ 4,910	\$ 2,625	87.05%

NOTE:

a - License effective March 8, 2016 and expired March 7, 2021.

SASHA MANAGEMENT, INC.
dba SNA AUTO RENTAL
OFF AIRPORT RENTAL CAR LICENSE
MONTH TO MONTH

	MONTHLY GROSS RECEIPTS	MONTHLY REVENUE 9% GROSS	LATE / PENALTY FEES	21-22 MONTHLY REVENUE	20-21 MONTHLY REVENUE	% CHANGE
JULY	\$ 16,673	\$ 1,501	\$ 103	\$ 1,604	\$ 175	816.57%
AUGUST	12,423	1,118	-	1,118	210	432.38%
SEPTEMBER	5,408	487	-	487	165	195.15%
OCTOBER	16,479	1,483	-	1,483	114	1200.88%
NOVEMBER	10,207	919	-	919	223	312.11%
DECEMBER	10,972	987	-	987	130	659.23%
JANUARY	7,202	648	-	648	55	1078.18%
FEBRUARY	7,927	713	-	713	89	701.12%
MARCH	17,648	1,588	-	1,588	427	271.90%
APRIL	14,593	1,313	-	1,313	505	160.00%
MAY	12,491	1,124	-	1,124	922	21.91%
JUNE	6,787	611	-	611	1,015	-39.80%
TOTALS	\$ 138,810	\$ 12,492	\$ 103	\$ 12,595	\$ 4,030	212.53%

NOTE:

a - License effective February 10, 2016 and expired February 9, 2021.

PM 1121-296-86 (a)
 PM 1121-296-92 (b)

SILVERCAR, INC.
OFF AIRPORT RENTAL CAR LICENSES
 LICENSES TERMINATED DECEMBER 2020

	MONTHLY GROSS RECEIPTS	MONTHLY REVENUE 9% GROSS	READY CAR PARKING (c)	LATE / PENALTY FEES	21-22 MONTHLY REVENUE	20-21 MONTHLY REVENUE	% CHANGE
JULY	\$ -	\$ -	\$ -	\$ -	\$ -	\$ 4,430	-100.00%
AUGUST	-	-	-	-	-	4,369	-100.00%
SEPTEMBER	-	-	-	-	-	3,446	-100.00%
OCTOBER	-	-	-	-	-	3,054	-100.00%
NOVEMBER	-	-	-	-	-	3,200	-100.00%
DECEMBER	-	-	-	-	-	2,443	-100.00%
JANUARY	-	-	-	-	-	-	0.00%
FEBRUARY	-	-	-	-	-	-	0.00%
MARCH	-	-	-	-	-	-	0.00%
APRIL	-	-	-	-	-	-	0.00%
MAY	-	-	-	-	-	-	0.00%
JUNE	-	-	-	-	-	-	0.00%
TOTALS	\$ -	\$ -	\$ -	\$ -	\$ -	\$ 20,942	-100.00%

NOTE:

- a - Off Airport license effective April 30, 2018 and terminated December 11, 2020.
- b - Rental Car Parking license effective April 1, 2019 and terminated December 24, 2020.
- c - Ready Car Parking: Effective April 1, 2019, 1,283 sf at \$0.75/sf for Main Street Lot; effective March 16, 2020, an additional 2,789 sf at \$0.75/sf for Main Street Lot. Monthly Ready Car Parking is \$3,054.

SOCAL VAN RENTAL, INC.
dba UNITED VAN RENTALS
OFF AIRPORT RENTAL CAR LICENSE

MONTH TO MONTH

	MONTHLY GROSS RECEIPTS	MONTHLY REVENUE 9% GROSS	LATE / PENALTY FEES	21-22 MONTHLY REVENUE	20-21 MONTHLY REVENUE	% CHANGE
JULY	\$ 2,162	\$ 195	\$ 202	\$ 397	\$ -	100.00%
AUGUST	1,914	172	-	172	-	100.00%
SEPTEMBER	1,634	147	-	147	-	100.00%
OCTOBER	1,400	126	-	126	-	100.00%
NOVEMBER	2,081	187	-	187	-	100.00%
DECEMBER	1,112	100	-	100	-	100.00%
JANUARY	-	-	-	-	-	0.00%
FEBRUARY	2,793	251	-	251	96	161.46%
MARCH	2,587	233	-	233	66	253.03%
APRIL	1,998	180	-	180	32	462.50%
MAY	2,164	195	-	195	187	4.28%
JUNE	4,795	432	-	432	250	72.80%
TOTALS	\$ 24,640	\$ 2,218	\$ 202	\$ 2,420	\$ 631	283.52%

NOTE:

a - License effective February 1, 2016 and expired January 31, 2021.

UR ENTERPRISES, INC.
dba UNITED AUTO RENTAL, INC.
OFF AIRPORT RENTAL CAR LICENSE

LICENSE EXPIRES 06/30/2024

	MONTHLY GROSS RECEIPTS	MONTHLY REVENUE 9% GROSS	LATE / PENALTY FEES	21-22 MONTHLY REVENUE	20-21 MONTHLY REVENUE	% CHANGE
JULY	\$ 20,422	\$ 1,838	\$ -	\$ 1,838	\$ 388	373.71%
AUGUST	16,705	1,503	-	1,503	482	211.83%
SEPTEMBER	13,711	1,234	-	1,234	423	191.73%
OCTOBER	20,978	1,888	-	1,888	219	762.10%
NOVEMBER	19,285	1,736	-	1,736	78	2125.64%
DECEMBER	12,925	1,163	-	1,163	192	505.73%
JANUARY	9,954	896	-	896	73	1127.40%
FEBRUARY	13,128	1,182	-	1,182	160	638.75%
MARCH	32,424	2,918	-	2,918	439	564.69%
APRIL	23,421	2,108	-	2,108	1,092	93.04%
MAY	22,298	2,007	-	2,007	1,773	13.20%
JUNE	17,725	1,595	-	1,595	1,957	-18.50%
TOTALS	\$ 222,976	\$ 20,068	\$ -	\$ 20,068	\$ 7,276	175.81%

NOTE:

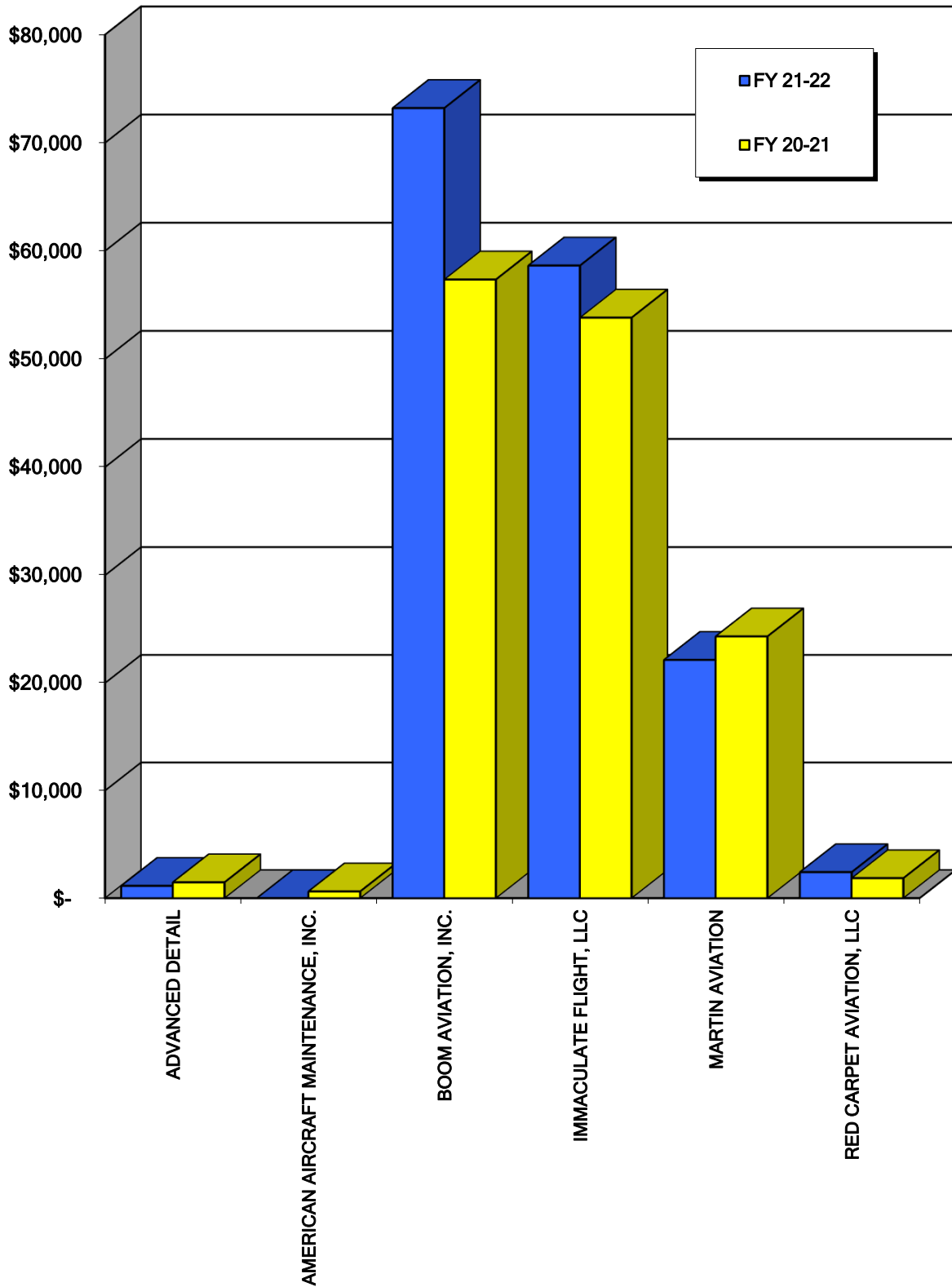
b - License effective July 1, 2019.

WASH AND WAX

WASH AND WAX



WASH AND WAX SUMMARY



WASH & WAX LICENSE SUMMARY FOR FY 2021-2022

LICENSEE	LATE / PENALTY		21-22	20-21	% CHANGE
	REVENUE	FEES	TOTAL REVENUE	TOTAL REVENUE	
ADVANCED DETAIL	\$ 800	\$ 339	\$ 1,139	\$ 1,472	-22.62%
AMERICAN AIRCRAFT MAINTENANCE, INC.	-	-	-	627	-100.00%
BOOM AVIATION, INC.	73,208	-	73,208	57,351	27.65%
IMMACULATE FLIGHT, LLC	58,642	-	58,642	53,823	8.95%
MARTIN AVIATION	22,144	-	22,144	24,326	-8.97%
RED CARPET AVIATION, LLC	2,309	108	2,417	1,857	30.16%
TOTALS	\$ 157,103	\$ 447	\$ 157,550	\$ 139,456	12.97%

ADVANCED DETAIL
WASH & WAX LICENSE
 UPON WRITTEN NOTICE

	WASH & WAX GROSS RECEIPTS	REVENUE 15% GROSS OR \$200/QTR	LATE / PENALTY FEES	21-22 QUARTERLY REVENUE	20-21 QUARTERLY REVENUE	% CHANGE
JUL-SEP	\$ 500	\$ 200	\$ 339	\$ 539	\$ 657	-17.96%
OCT-DEC	500	200	-	200	200	0.00%
JAN-MAR	450	200	-	200	200	0.00%
APR-JUN	600	200	-	200	415	-51.81%
TOTALS	\$ 2,050	\$ 800	\$ 339	\$ 1,139	\$ 1,472	-22.62%

AMERICAN AIRCRAFT MAINTENANCE, INC.**WASH & WAX LICENSE**

LICENSE TERMINATED 10/19/2020

	WASH & WAX GROSS RECEIPTS	REVENUE 15% GROSS OR \$200/QTR	LATE / PENALTY FEES	21-22 QUARTERLY REVENUE	20-21 QUARTERLY REVENUE	% CHANGE
JUL-SEP	\$ -	\$ -	\$ -	\$ -	\$ 200	-100.00%
OCT-DEC	-	-	-	-	427	-100.00%
JAN-MAR	-	-	-	-	-	N/A
APR-JUN	-	-	-	-	-	N/A
TOTALS	\$ -	\$ -	\$ -	\$ -	\$ 627	-100.00%

NOTE:

a - License effective July 27, 2017 and terminated October 19, 2020.

BOOM AVIATION, INC.
WASH & WAX LICENSE
 UPON WRITTEN NOTICE

	WASH & WAX GROSS RECEIPTS	REVENUE 15% GROSS OR \$200/QTR	LATE / PENALTY FEES	21-22 QUARTERLY REVENUE	20-21 QUARTERLY REVENUE	% CHANGE
JUL-SEP	\$ 124,847	\$ 18,727	\$ -	\$ 18,727	\$ 14,232	31.58%
OCT-DEC	126,222	18,933	-	18,933	13,256	42.83%
JAN-MAR	120,411	18,062	-	18,062	10,217	76.78%
APR-JUN	116,573	17,486	-	17,486	19,646	-10.99%
TOTALS	\$ 488,053	\$ 73,208	\$ -	\$ 73,208	\$ 57,351	27.65%

NOTE:

a - License effective June 30, 2017.

IMMACULATE FLIGHT, LLC
WASH & WAX LICENSE
 UPON WRITTEN NOTICE

	WASH & WAX GROSS RECEIPTS	REVENUE 15% GROSS OR \$200/QTR	LATE / PENALTY FEES	21-22 QUARTERLY REVENUE	20-21 QUARTERLY REVENUE	% CHANGE
JUL-SEP	\$ 92,708	\$ 13,906	\$ -	\$ 13,906	\$ 14,115	-1.48%
OCT-DEC	101,567	15,235	-	15,235	14,627	4.16%
JAN-MAR	92,204	13,831	-	13,831	12,941	6.88%
APR-JUN	104,468	15,670	-	15,670	12,140	29.08%
TOTALS	\$ 390,947	\$ 58,642	\$ -	\$ 58,642	\$ 53,823	8.95%

MARTIN AVIATION
WASH & WAX LICENSE
 UPON WRITTEN NOTICE

	WASH & WAX GROSS RECEIPTS	REVENUE 15% GROSS OR \$200/QTR	LATE / PENALTY FEES	21-22 QUARTERLY REVENUE	20-21 QUARTERLY REVENUE	% CHANGE
JUL-SEP	\$ 40,774	\$ 6,116	\$ -	\$ 6,116	\$ 5,867	4.24%
OCT-DEC	34,953	5,243	-	5,243	6,968	-24.76%
JAN-MAR	34,413	5,162	-	5,162	5,254	-1.75%
APR-JUN	37,485	5,623	-	5,623	6,237	-9.84%
TOTALS	\$ 147,625	\$ 22,144	\$ -	\$ 22,144	\$ 24,326	-8.97%

NOTE:

a - License effective June 9, 2017.

RED CARPET AVIATION, LLC
WASH & WAX LICENSE
 UPON WRITTEN NOTICE

	WASH & WAX GROSS RECEIPTS	REVENUE 15% GROSS OR \$200/QTR	LATE / PENALTY FEES	21-22 QUARTERLY REVENUE	20-21 QUARTERLY REVENUE	% CHANGE
JUL-SEP	\$ 3,560	\$ 534	\$ -	\$ 534	\$ 367	45.50%
OCT-DEC	4,555	683	108	791	488	62.09%
JAN-MAR	3,140	471	-	471	565	-16.64%
APR-JUN	4,140	621	-	621	437	42.11%
TOTALS	\$ 15,395	\$ 2,309	\$ 108	\$ 2,417	\$ 1,857	30.16%

NOTE:

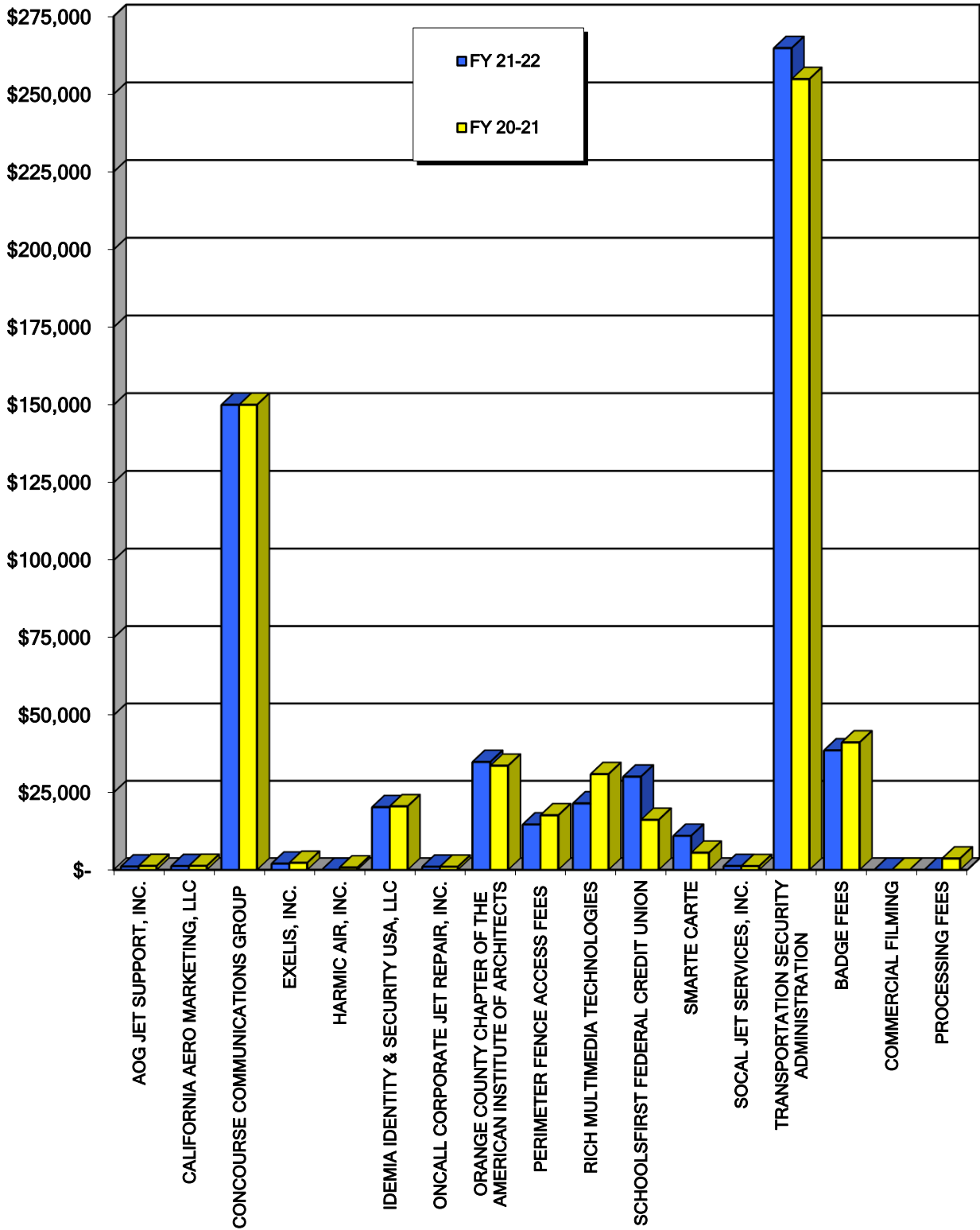
a - License effective July 17, 2018.

MISCELLANEOUS



MISCELLANEOUS

MISCELLANEOUS SUMMARY



MISCELLANEOUS REVENUE SUMMARY FOR FY 2021-2022

REVENUE TYPE, LESSEE OR LICENSEE	LATE /		TOTAL	TOTAL	% CHANGE
	REVENUE	PENALTY	21-22	20-21	
		FEES	REVENUE	REVENUE	
AOG JET SUPPORT, INC.	\$ 1,000	\$ 58	\$ 1,058	\$ 1,253	-15.56%
CALIFORNIA AERO MARKETING, LLC	1,000	202	1,202	1,267	-5.13%
CONCOURSE COMMUNICATIONS GROUP (c)	150,000	-	150,000	150,000	0.00%
EXELIS, INC.	1,896	102	1,998	2,256	-11.44%
HARMIC AIR, INC.	-	-	-	750	-100.00%
IDEMIA IDENTITY & SECURITY USA, LLC	20,244	-	20,244	20,522	-1.35%
ONCALL CORPORATE JET REPAIR, INC.	1,000	-	1,000	1,000	0.00%
ORANGE COUNTY CHAPTER OF THE AMERICAN INSTITUTE OF ARCHITECTS	34,859	-	34,859	33,632	3.65%
PERIMETER FENCE ACCESS FEES	14,544	104	14,648	17,615	-16.84%
RICH MULTIMEDIA TECHNOLOGIES (c)	14,936	6,520	21,456	30,916	-30.60%
SCHOOLSFIRST FEDERAL CREDIT UNION	29,832	265	30,097	16,152	86.34%
SMARTE CARTE	10,989	-	10,989	5,521	99.04%
SOCAL JET SERVICES, INC.	1,000	214	1,214	1,188	2.19%
TRANSPORTATION SECURITY ADMINISTRATION	264,777	-	264,777	254,816	3.91%
BADGE FEES (a)	38,594	-	38,594	41,159	-6.23%
COMMERCIAL FILMING (a)	-	-	-	-	0.00%
PROCESSING FEES (a),(b)	-	-	-	3,645	-100.00%
TOTALS	\$ 584,671	\$ 7,465	\$ 592,136	\$ 581,692	1.80%

NOTE:

a - Individual schedules not included in this report.

b - Processing Fees are charged for staff time expended on contracts and agreements initiated by tenants and other second parties.

c - Includes an adjustment to the revenue reported in the 2020-2021 Revenue Report.

AOG JET SUPPORT, INC.
MECHANIC LICENSE
 UPON WRITTEN NOTICE

	QUARTERLY RENT	LATE / PENALTY FEES	21-22 TOTAL REVENUE	20-21 TOTAL REVENUE	% CHANGE
JUL-SEP	\$ 250	\$ -	\$ 250	\$ 445	-43.82%
OCT-DEC	250	-	250	250	0.00%
JAN-MAR	250	58	308	308	0.00%
APR-JUN	250	-	250	250	0.00%
TOTALS	\$ 1,000	\$ 58	\$ 1,058	\$ 1,253	-15.56%

CALIFORNIA AERO MARKETING, LLC
MECHANIC LICENSE
 UPON WRITTEN NOTICE

	QUARTERLY RENT	LATE / PENALTY FEES	21-22 TOTAL REVENUE	20-21 TOTAL REVENUE	% CHANGE
JUL-SEP	\$ 250	\$ 141	\$ 391	\$ 391	0.00%
OCT-DEC	250	-	250	311	-19.61%
JAN-MAR	250	61	311	315	-1.27%
APR-JUN	250	-	250	250	0.00%
TOTALS	\$ 1,000	\$ 202	\$ 1,202	\$ 1,267	-5.13%

CONCOURSE COMMUNICATIONS GROUP
WIRELESS PUBLIC INTERNET ACCESS AGREEMENT

AGREEMENT EXPIRES 07/31/2022

	MONTHLY RENT (b)	LATE / PENALTY FEES	21-22 MONTHLY REVENUE	20-21 MONTHLY REVENUE (c)	% CHANGE
JULY	\$ 12,500	\$ -	\$ 12,500	\$ 12,500	0.00%
AUGUST	12,500	-	12,500	12,500	0.00%
SEPTEMBER	12,500	-	12,500	12,500	0.00%
OCTOBER	12,500	-	12,500	12,500	0.00%
NOVEMBER	12,500	-	12,500	12,500	0.00%
DECEMBER	12,500	-	12,500	12,500	0.00%
JANUARY	12,500	-	12,500	12,500	0.00%
FEBRUARY	12,500	-	12,500	12,500	0.00%
MARCH	12,500	-	12,500	12,500	0.00%
APRIL	12,500	-	12,500	12,500	0.00%
MAY	12,500	-	12,500	12,500	0.00%
JUNE	12,500	-	12,500	12,500	0.00%
TOTALS	\$ 150,000	\$ -	\$ 150,000	\$ 150,000	0.00%

NOTE:

a - Agreement effective August 1, 2014.

b - Annual rent is \$150,000; monthly payment of \$12,500.

c - Includes an adjustment to the revenue reported in the 2020-2021 Revenue Report.

EXELIS, INC.
GROUND LICENSE

LICENSE EXPIRES 07/14/2028

	MONTHLY RENT (a)	LATE / PENALTY FEES	21-22 MONTHLY REVENUE	20-21 MONTHLY REVENUE	% CHANGE
JULY	\$ 158	\$ -	\$ 158	\$ 188	-15.96%
AUGUST	158	-	158	188	-15.96%
SEPTEMBER	158	-	158	188	-15.96%
OCTOBER	158	-	158	188	-15.96%
NOVEMBER	158	-	158	188	-15.96%
DECEMBER	158	-	158	188	-15.96%
JANUARY	158	-	158	188	-15.96%
FEBRUARY	158	-	158	188	-15.96%
MARCH	158	102	260	188	38.30%
APRIL	158	-	158	188	-15.96%
MAY	158	-	158	188	-15.96%
JUNE	158	-	158	188	-15.96%
TOTALS	\$ 1,896	\$ 102	\$ 1,998	\$ 2,256	-11.44%

NOTE:

a - Effective July 1, 2021, monthly rent decreased from \$188 to \$158.

HARMIC AIR, INC.
LICENSE AGREEMENT - TIEDOWN RELATED SERVICES
 LICENSE TERMINATED 12/31/2020

	MONTHLY GROSS RECEIPTS	MINIMUM RENT OR 8% GROSS (b)	LATE / PENALTY FEES	21-22 MONTHLY REVENUE	20-21 MONTHLY REVENUE	% CHANGE
JULY	\$ -	\$ -	\$ -	\$ -	\$ 125	-100.00%
AUGUST	-	-	-	-	125	-100.00%
SEPTEMBER	-	-	-	-	125	-100.00%
OCTOBER	-	-	-	-	125	-100.00%
NOVEMBER	-	-	-	-	125	-100.00%
DECEMBER	-	-	-	-	125	-100.00%
JANUARY	-	-	-	-	-	N/A
FEBRUARY	-	-	-	-	-	N/A
MARCH	-	-	-	-	-	N/A
APRIL	-	-	-	-	-	N/A
MAY	-	-	-	-	-	N/A
JUNE	-	-	-	-	-	N/A
TOTALS	\$ -	\$ -	\$ -	\$ -	\$ 750	-100.00%

NOTE:

a - License terminated December 31, 2020.

b - Greater of monthly minimum of \$125 or 8% of monthly gross receipts.

IDEMIA IDENTITY & SECURITY USA, LLC
LICENSE
UPON WRITTEN NOTICE

	MONTHLY RENT (b)	LATE / PENALTY FEES	21-22 MONTHLY REVENUE	20-21 MONTHLY REVENUE	% CHANGE
JULY	\$ 1,571	\$ -	\$ 1,571	\$ 1,738	-9.61%
AUGUST	1,571	-	1,571	1,738	-9.61%
SEPTEMBER	1,571	-	1,571	1,738	-9.61%
OCTOBER	1,571	-	1,571	1,738	-9.61%
NOVEMBER	1,739	-	1,739	1,738	0.06%
DECEMBER	1,739	-	1,739	1,738	0.06%
JANUARY	1,739	-	1,739	1,738	0.06%
FEBRUARY	1,739	-	1,739	1,738	0.06%
MARCH	1,739	-	1,739	1,738	0.06%
APRIL	1,739	-	1,739	1,738	0.06%
MAY	1,763	-	1,763	1,571	12.22%
JUNE	1,763	-	1,763	1,571	12.22%
TOTALS	\$ 20,244	\$ -	\$ 20,244	\$ 20,522	-1.35%

NOTE:

a - License effective April 10, 2014. Effective January 1, 2018, name changed from MorphoTrust USA, LLC to Idemia Identity & Security USA, LLC.

b - Effective November 1, 2021, monthly rent increased from \$1,571 to \$1,739. And Effective May 1, 2022, monthly rent increased to \$1,763.

ONCALL CORPORATE JET REPAIR, INC.
MECHANIC LICENSE
 UPON WRITTEN NOTICE

	QUARTERLY RENT	LATE / PENALTY FEES	21-22 TOTAL REVENUE	20-21 TOTAL REVENUE	% CHANGE
JUL-SEP	\$ 250	\$ -	\$ 250	\$ 250	0.00%
OCT-DEC	250	-	250	250	0.00%
JAN-MAR	250	-	250	250	0.00%
APR-JUN	250	-	250	250	0.00%
TOTALS	\$ 1,000	\$ -	\$ 1,000	\$ 1,000	0.00%

**ORANGE COUNTY CHAPTER OF THE AMERICAN INSTITUTE OF
ARCHITECTS, A CALIFORNIA CORPORATION**

LEASE EXPIRES 07/14/2027

	MONTHLY RENT (b)	LATE / PENALTY FEES	21-22 MONTHLY REVENUE	20-21 MONTHLY REVENUE	% CHANGE
JULY	\$ 2,805	\$ -	\$ 2,805	\$ 2,777	1.01%
AUGUST	2,914	-	2,914	2,805	3.89%
SEPTEMBER	2,914	-	2,914	2,805	3.89%
OCTOBER	2,914	-	2,914	2,805	3.89%
NOVEMBER	2,914	-	2,914	2,805	3.89%
DECEMBER	2,914	-	2,914	2,805	3.89%
JANUARY	2,914	-	2,914	2,805	3.89%
FEBRUARY	2,914	-	2,914	2,805	3.89%
MARCH	2,914	-	2,914	2,805	3.89%
APRIL	2,914	-	2,914	2,805	3.89%
MAY	2,914	-	2,914	2,805	3.89%
JUNE	2,914	-	2,914	2,805	3.89%
TOTALS	\$ 34,859	\$ -	\$ 34,859	\$ 33,632	3.65%

NOTE:

a - Lease effective July 15, 2017.

b - Effective August 1, 2021, monthly rent increased from \$2,805 to \$2,914.

VARIOUS (a)

PERIMETER FENCE ACCESS FEES

UPON WRITTEN NOTICE

LESSEE	LATE /		21-22	20-21	% CHANGE
	TOTAL	PENALTY	TOTAL	TOTAL	
	REVENUE	FEES	REVENUE	REVENUE	
Alaska Airlines	\$ 3,636	\$ -	\$ 3,636	\$ 3,650	-0.38%
American Airlines	3,636	-	3,636	3,541	2.68%
Delta Airlines	3,636	104	3,740	4,107	-8.94%
Southwest Airlines	3,636	-	3,636	3,541	2.68%
United Airlines (b)	-	-	-	2,776	-100.00%
TOTALS	\$ 14,544	\$ 104	\$ 14,648	\$ 17,615	-16.84%

NOTE:

a - Effective March 2022, monthly access fee increased from \$297.13 to \$314.83.

b - United Airlines Perimeter Access Fence License terminated effective March 31, 2021.

MA 280-15010141 (a)
 PM1121-0500-0039 (b)

RICH MULTIMEDIA TECHNOLOGIES
CONTRACT AGREEMENT - PUBLIC PHONE CONCESSION

LEASE TERMINATED 02/09/2022

	MONTHLY GROSS RECEIPTS	MINIMUM RENT AND % GROSS (c)	LATE / PENALTY FEES	21-22 MONTHLY REVENUE	20-21 MONTHLY REVENUE (d)	% CHANGE
JULY	\$ 875	\$ 2,040	\$ -	\$ 2,040	\$ 2,000	2.00%
AUGUST	875	2,040	-	2,040	2,000	2.00%
SEPTEMBER	875	2,040	-	2,040	2,000	2.00%
OCTOBER	-	2,040	5,508	7,548	2,000	277.40%
NOVEMBER	-	2,040	-	2,040	2,200	-7.27%
DECEMBER	-	2,040	-	2,040	7,000	-70.86%
JANUARY	-	2,040	404	2,444	2,000	22.20%
FEBRUARY	-	656	608	1,264	2,219	-43.04%
MARCH	-	-	-	-	2,219	-100.00%
APRIL	-	-	-	-	2,519	-100.00%
MAY	-	-	-	-	2,219	-100.00%
JUNE	-	-	-	-	2,540	-100.00%
TOTALS	\$ 2,625	\$ 14,936	\$ 6,520	\$ 21,456	\$ 30,916	-30.60%

NOTE:

- a - Agreement effective June 3, 2015 and expired May 31, 2020.
- b - Agreement effective June 1, 2020 and terminated February 9, 2022.
- c - Effective June 1, 2020, monthly minimum is \$2,000 and 25% of gross receipts.
 Effective June 1, 2021, monthly minimum is \$2,040 and 25% of gross receipts.
- d - Includes an adjustment to the revenue reported in the 2020-2021 Revenue Report.

SCHOOLSFIRST FEDERAL CREDIT UNION
AUTOMATED TELLER MACHINE
MONTH TO MONTH

	TOTAL NUMBER OF TRANSACTIONS	REVENUE TO COUNTY (a)	LATE / PENALTY FEES	21-22 MONTHLY REVENUE	20-21 MONTHLY REVENUE	% CHANGE
JULY	1,034	\$ 2,554	\$ 130	\$ 2,684	\$ 951	182.23%
AUGUST	925	2,285	-	2,285	1,154	98.01%
SEPTEMBER	923	2,280	-	2,280	1,030	121.36%
OCTOBER	1,056	2,608	-	2,608	1,176	121.77%
NOVEMBER	1,024	2,529	-	2,529	902	180.38%
DECEMBER	952	2,351	-	2,351	837	180.88%
JANUARY	746	1,843	-	1,843	867	112.57%
FEBRUARY	943	2,329	-	2,329	1,179	97.54%
MARCH	1,107	2,734	-	2,734	1,650	65.70%
APRIL	1,021	2,522	135	2,657	1,922	38.24%
MAY	1,144	2,826	-	2,826	2,008	40.74%
JUNE	1,203	2,971	-	2,971	2,476	19.99%
TOTALS	12,078	\$ 29,832	\$ 265	\$ 30,097	\$ 16,152	86.34%

NOTE:

a - Effective April 2018, fee is \$2.47 per transaction.

MA 280-15011675 (a)
 PM 1121-360-167 (c)

SMARTE CARTE, INC.
LEASE AGREEMENT - LUGGAGE CART CONCESSION

LEASE EXPIRES 12/31/2023

	MONTHLY GROSS RECEIPTS	MONTHLY REVENUE % GROSS (b)	LATE / PENALTY FEES	21-22 MONTHLY REVENUE	20-21 MONTHLY REVENUE	% CHANGE
JULY	\$ 21,389	\$ -	\$ -	\$ -	\$ 331	-100.00%
AUGUST	20,336	-	-	-	74	-100.00%
SEPTEMBER	18,122	-	-	-	27	-100.00%
OCTOBER	15,746	-	-	-	20	-100.00%
NOVEMBER	15,800	-	-	-	5,059	-100.00%
DECEMBER	16,752	-	-	-	10	-100.00%
JANUARY	18,320	1,832	-	1,832	-	N/A
FEBRUARY	15,889	1,589	-	1,589	-	N/A
MARCH	14,996	1,500	-	1,500	-	N/A
APRIL	17,547	1,755	-	1,755	-	N/A
MAY	20,673	2,067	-	2,067	-	N/A
JUNE	22,462	2,246	-	2,246	-	N/A
TOTALS	\$ 218,032	\$ 10,989	\$ -	\$ 10,989	\$ 5,521	99.04%

NOTE:

a - Agreement effective June 1, 2015 and expired December 31, 2021.

b - Effective June 1, 2020, monthly gross receipts \$0 - \$5,000 = 0% commission; monthly gross receipts \$5,001 - \$10,000 = 3% commission; monthly gross receipts \$10,001 or more = 6% commission.

Effective January 1, 2021 no minimal annual guarantee or percentage rent due.

Effective January 1, 2022, monthly rent is 10% of gross receipts.

c - Lease effective January 1, 2022.

SOCAL JET SERVICES, INC.
MECHANIC LICENSE
 UPON WRITTEN NOTICE

	QUARTERLY RENT	LATE / PENALTY FEES	21-22 TOTAL REVENUE	20-21 TOTAL REVENUE	% CHANGE
JUL-SEP	\$ 250	\$ 54	\$ 304	\$ 304	0.00%
OCT-DEC	250	54	304	250	21.60%
JAN-MAR	250	54	304	250	21.60%
APR-JUN	250	52	302	384	-21.35%
TOTALS	\$ 1,000	\$ 214	\$ 1,214	\$ 1,188	2.19%

TRANSPORTATION SECURITY ADMINISTRATION

LEASE EXPIRES 09/30/2023

	MONTHLY RENT (b)	LATE / PENALTY FEES	21-22 MONTHLY REVENUE	20-21 MONTHLY REVENUE	% CHANGE
JULY	\$ 21,269	\$ -	\$ 21,269	\$ 20,254	5.01%
AUGUST	21,269	-	21,269	20,254	5.01%
SEPTEMBER	21,269	-	21,269	20,254	5.01%
OCTOBER	22,330	-	22,330	21,269	4.99%
NOVEMBER	22,330	-	22,330	21,269	4.99%
DECEMBER	22,330	-	22,330	21,269	4.99%
JANUARY	22,330	-	22,330	21,269	4.99%
FEBRUARY	22,330	-	22,330	23,483	-4.91%
MARCH	22,330	-	22,330	21,269	4.99%
APRIL	22,330	-	22,330	21,688	2.96%
MAY	22,330	-	22,330	21,269	4.99%
JUNE	22,330	-	22,330	21,269	4.99%
TOTALS	\$ 264,777	\$ -	\$ 264,777	\$ 254,816	3.91%

NOTE:

a - Lease effective October 1, 2018.

b - Effective October 2021, monthly rent increased from \$21,269 to \$22,330.



**JOHN WAYNE
AIRPORT**
ORANGE COUNTY

3160 Airway Avenue
Costa Mesa, California
92626-4608

